

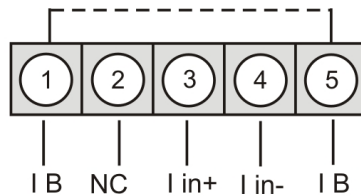
IM1– 4-digit digital panel meter in 72x36 mm (BxH) Current loop 4-20 mA

- red display of -1999...9999 digits
- minimal installation depth: 26 mm without plug-in terminal
- adjustment via factory default or directly on the sensor signal
- min/max-value recording
- 10 adjustable setpoints
- display flashing at threshold exceedance / undershooting
- tara-function
- programming interlock via access code
- protection class IP65 at the front
- plug-in screw terminal
- navigation keys for the triggering of min/max values or for threshold value corrections during operation
- optional: 2 PhotoMos switching outputs
- accessories: pc-based configuration-kit PM-TOOL with CD & USB adapter
- on request: devices for working temperatures of -25°C...60°C or of -40°C...80°C

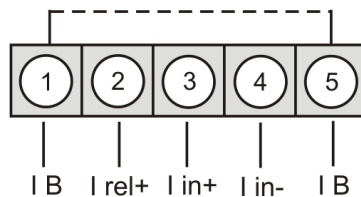
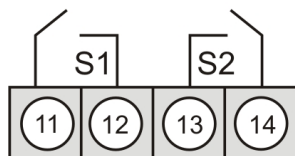


ORDER NUMBER **EUR**
(without options)

• Direct current 4-20 mA



IM1-6SR4B.0001.K70xD 158.90



IM1-6SR4B.0001.K72xD 180,00

• Product key options

IM	1-	6	S	R	4	B.	0	0	0	1.	K	7	0	x	D
IM	1-	6	S	R	4	B.	0	0	0	1.	K	7	2	x	D

EUR

1 Without keypad, operation on the back

10.60

Please state physical unit on demand, e.g. A.

• Parameterisation software

PC based configuration software PM-Tool for devices without keypad, for a simple adjustment of standard devices, incl. CD & USB-adapter. Programming happens via an interface on the back.

PM-TOOL-MUSB4 94.30

• Technical data

Dimensions	Housing	B72 x H36 x D 26 mm, (incl. plug-in terminal D= 38 mm)
	Panel cut-out	68.0 ^{+0.7} x 33.0 ^{+0.6} mm
	Fixing	screw elements for insulation thickness up to 3 mm
	Housing material	PC Polycarbonate, black
	Sealing material	EPDM, 65 Shore, black
	Protection class	front IP65 standard, rear side IP00
	Weight	approx. 100 g
Display	Connection	plug-in terminal; line cross section up to 2.5 mm ²
	Digit height	14 mm
	Segment colour	red
	Display range	-1999 to 9999
	Setpoints	optical display flashing
	Overflow	horizontal bars at the top
	Underflow	horizontal bars at the bottom
Measuring input	Display time	0.1 to 10.0 seconds
	Input	min. 3.5...max. 21 mA
	Measuring range	4-20 mA
	Measuring fault	0.3% of measuring range, ± 1 digit
	Fail of voltage	Measuring fault at measuring time = 1 second
		approx. 5.1 V without switching outputs
		approx. 8.0 V with switching outputs
Output	Temperature drift	100 ppm/K
	Measuring time	0.1...10.0 seconds
	Measuring principle	successive approximation
	Resolution	12 Bit-converter
		14 Bit (noiseless by oversampling at 1 s measuring time)
Memory	Setpoints	potential-free PhotoMOS-outputs
		max. switching voltage 30 VDC/AC
		max. steady current 0,4 A
Ambient conditions		Electric strength AC: 400 V permanent, 1800 V for 1 minute
	Flash-memory (independent of supply)	
	Data life	≥ 100 years at 25°C
CE-sign	Working temperature	0 to +60°C
	Storing temperature	-20 to +80°C
	Climatic density	relative humidity 0-80% on years average without dew
EMV	Conformity to directive 2014/30/EU	
	EN 61326, EN 55011	
Safety standard	according to low voltage directive 2014/35/EU, EN 61010; EN 60664-1	

Housing:

