



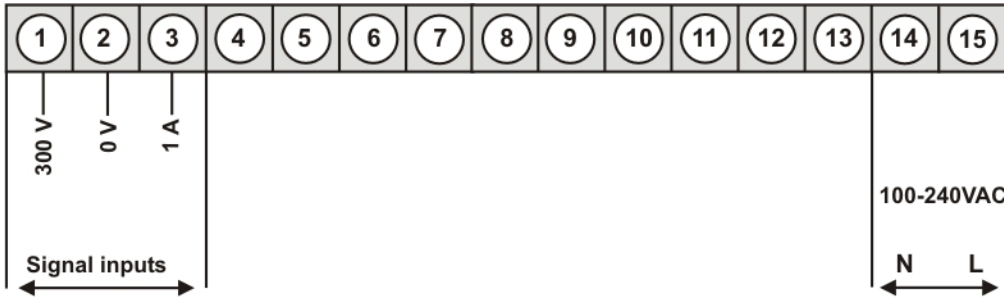
M3 – 5-digit digital panel meter in 96x24 mm (BxH) Standard signal 300 VDC, 1 ADC

- red display from -19999...99999 digits (optional green, orange, blue or tricolour display)
- installation depth: 120 mm without plug-in screw terminal
- multi voltage power supply unit 100-240 VAC
- adjustment via factory setting or directly on the sensor signal
- min/max-memory with adjustable permanent display
- 30 additional adjustable support points
- display flashing at threshold value exceedance / undercut
- navigation keys for the triggering of Hold, Tara, display change, setpoint setting, alarm actuation
- flexible alarm system with adjustable delay times
- volume measurement (Totaliser)
- mathematical functions like reciprocal value, square root, square and rounding
- constant setting / setpoint setting
- sliding averaging
- brightness control via parameter or front keys
- programming interlock via access code
- protection class IP65 at the front
- plug-in screw terminal
- optional: 2 relay outputs
- optional: 1 independently scalable analog output
- optional: interface RS232 or RS485
- accessories: pc-based configuration-kit PM-TOOL with CD & USB adapter
- on demand: devices for working temperatures of -20°C...60°C or -40°C...70°C

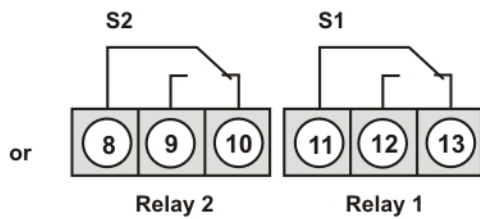
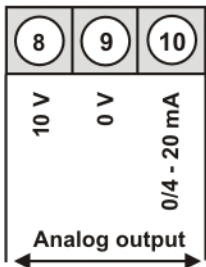
• **Direct current, direct voltage – special measuring inputs H**

Supply 100-240 VAC, DC ± 10%

M3-3VR5B.0H01.S70BD 270,00



Options:



Alternatively to analog output

• **Product key options**

IM	3-	3	V	R	5	B.	0	H	0	1.	S	7	0	B	D	EUR	
											1					1 relay output (with option analog output only 1 switching point is possible)	20,00
											2					2 relay outputs	30,00
											1					without keypad, operation on the back	10,00
											X					Analog output 0/4-20 mA, 0-10 VDC	90,00
											B					Blue	44,00
											G					Green	10,00
											Y					Orange	4,00
											T					Tricolour (Red-Green-Orange)	30,00

On demand state dimension unit on order, e.g. V.

• **Parameterisation software**

PC based configuration software PM-Tool for devices without keypad, for a simple adjustment of standard devices, incl. CD & USB-adapter. Programming happens via an interface on the back.

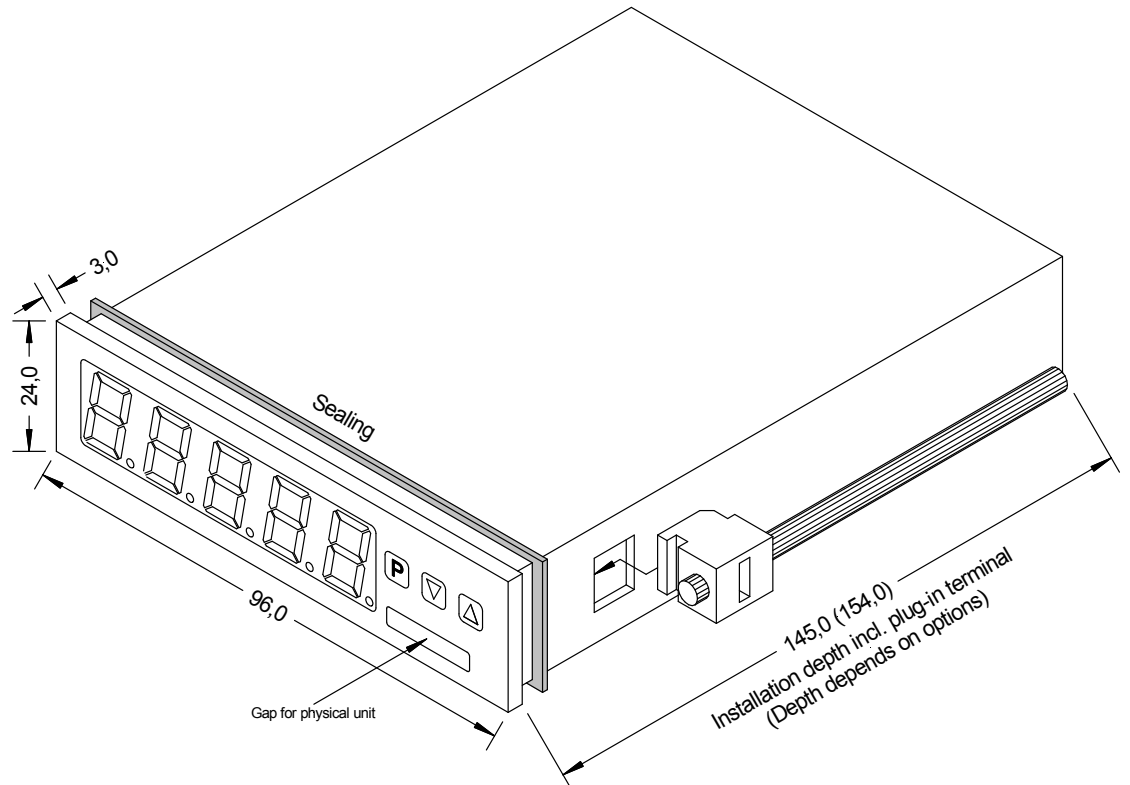
PM-TOOL-MUSB4

89,00

• **Technical data**

Dimensions	Housing	B96 x H24 x D120 mm, (incl. plug-in terminal D= 145 mm cable outlet at the back)
	Panel cut-out	92.0 ^{+0.8} x 22.2 ^{+0.3} mm
	Fixing	screw elements for a wall thickness up to 10 mm
	Housing material	PC Polycarbonate, black
	Sealing material	EPDM, 65 Shore, black
	Protection class	at the front IP65 standard, at the back IP00
	Weight	approx. 250 g
	Connection	plug-in terminal; wire cross section up to 2.5 mm ²
Display	Display	5-digit
	Digit height	14 mm
	Segment colour	red (standard), optional in green, orange, blue or tricolour (red/green/orange)
	Range of display	-19999 to 99999
	Threshold value	optical display flashing
	Overflow	horizontal bars at the top
	Underflow	horizontal bars at the bottom
	Display time	0.1 to 10.0 seconds
Measuring input	Measuring span	-300...300 VDC / -1...1 ADC
	Measuring range	0...300 VDC / 0...1 ADC
	Input resistance	Ri with ~ 1 MΩ / Ri with ~ 0.2 MΩ
	Measuring fault	0.5 % of final value, ± 1 Digit
	Temperature drift	100 ppm/K
	Measuring time	0.1 ... 10.0 seconds
	Measuring principle	U/F-conversion
	Resolution	approx. 18 bit at 1s measuring time
Output	Relay	with change-over contact 250 V / 2 AAC, 30 V / 2 ADC
	Switching cycle	30 * 10 ³ at 2 AAC, 2 ADC ohm resistive burden, 10 * 10 ⁶ mechanically
	Analog output	Separation according to DIN EN50178 / Specific values according to DIN EN 60255 0-10 VDC / burden ≥ 10 kΩ, 0/4-20 mA / burden ≤ 500 Ω, 16 bit
Digital input	Input galv. insulated	< 2.4 V OFF; >10 V ON; max. 30 VDC, Ri ~ 5 kΩ
Power pack	Supply	100-240 VAC 50/60 Hz, DC ±10 % (max. 10 VA)
Memory	EEPROM	Data preservation ≥ 100 years at 25°C
Ambient condition	Working temperature	0 to +50°C
	Storing temperature	-20 to +80°C
	Climatic density	relative humidity 0-85% on years average without dew
CE-sign	Conformity to directive	2014/30/EU
EMV		EN 61326, EN 55011
Safety standard	According to low voltage directive	2014/35/EU, EN 61010; EN 60664-1

Housing:



• Order key

	IM	3-	3	V	R	5	B.	0	H	0	1.	S	7	0	B	D	
Standard type M-Line																	Dimension
																	<input type="checkbox"/> D physical unit (on demand)
Installation depth																	Version
145 mm incl. plug-in terminal (154 mm)			<input type="checkbox"/> 3														<input type="checkbox"/> B B
Housing size																	Switching points
96x24x120 mm (BxHxT)			<input type="checkbox"/> 3														<input type="checkbox"/> 0 without
Display type																	<input type="checkbox"/> 1 1 relay output
V, A				<input type="checkbox"/> V													<input type="checkbox"/> 2 2 relay outputs
Display colours																	Protection class
Blue					<input type="checkbox"/> B												<input type="checkbox"/> 1 without keypad, operation via PM-TOOL
Green					<input type="checkbox"/> G												<input type="checkbox"/> 7 IP65 / plug-in terminal
Red					<input type="checkbox"/> R												
Red/Green/Orange					<input type="checkbox"/> T												
Orange					<input type="checkbox"/> Y												Supply voltage
																	<input type="checkbox"/> S 100-240 VAC
Number of digits																	Measuring input
5-digits																	<input type="checkbox"/> 1 Direct voltage, direct current
Digit height																	Analog output
14 mm																	<input type="checkbox"/> 0 without
																	<input type="checkbox"/> X 1x 0-10 VDC, 0/4-20 mA
Digital input																	Special measuring input
without																	<input type="checkbox"/> H 300 VDC, 1 ADC