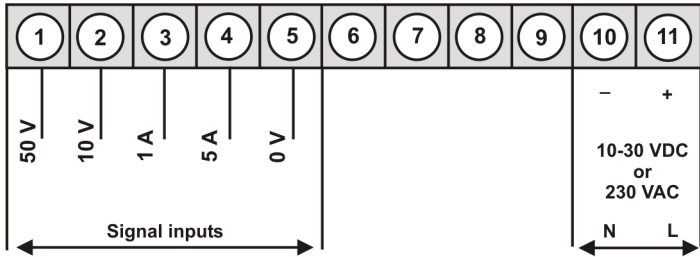




**IM2 – 5-digit digital panel meter in 96x48 mm (BxH)
AC voltage / AC current signals rms-value (TRMS)
50 VAC, 10 VAC, 1 AAC, 5 AAC**

- red display of -19999...99999 digits (optional green, orange, blue or tricolour display)
- compact installation depth: 70 mm without plug-in terminal
- adjustment via factory default or directly on the sensor signal
- min/max-memory with adjustable permanent display
- 30 additional adjustable supporting points
- display flashing at threshold value exceedance/undercut
- zero key for actuation of tara- /hold-function, display change, setpoint setting, alarm actuator
- flexible alarm system with adjustable delay times
- power measurement and energy measurement at constant voltage
- mathematical functions like reciprocal value, square root, squaring and rounding
- constant setting / respectivley setpoint setting
- sliding averaging
- brightness control via parameters or front keys
- programming interlock via access code
- protection class IP65 at the front
- plug-in screw terminal
- optional: 2 relay outputs
- optional: 1 independently scalable analog output
- optional: galv. isolated digital input for the triggering of Tara, Hold, display change
- accessories: pc-based configuration-kit PM-TOOL with CD & USB adapter
- on demand: devices for working temperatures of -20°C...60°C or -40°C...70°C

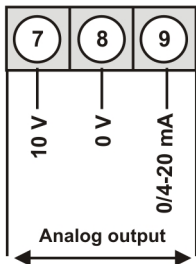
• **AC voltage, alternating current (true RMS)**



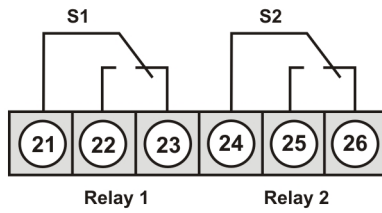
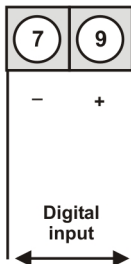
Supply 230 VAC **IM2-1VR5B.0004.570xD** 259.50

Supply 10-30 VDC **IM2-1VR5B.0004.670xD** 296.50

Options:



or



• **Product key options**

IM	2-	1	V	R	5	B.	0	0	0	4.	5	7	0	x	D
IM	2-	1	V	R	5	B.	0	0	0	4.	6	7	0	x	D

		EUR
2	2 relay outputs	35.00
1	Without keypad, operation via PC software PM-TOOL	10.60
4	Voltage supply 115 VAC	10.90
X	Analog output 0/4-20 mA, 0-10 VDC with 230 VAC	105.90
	Analog output 0/4-20 mA, 0-10 VDC with 10-30 VDC	137.70
I	Digital input galv. isolated	10.60
B	Blue	46.60
G	Green	10.10
Y	Orange	10.10
T	Tricolour (Red-Green-Orange)*	31.80

*For devices with 230 VAC voltage supply, only one option is available: relay outputs or analog output.

Please state physical unit on demand, e.g. V.

• **Parameterisation software**

PC based configuration software PM-Tool for devices without keypad, for a simple adjustment of standard devices, incl. CD & USB-adapter. Programming happens via an interface on the back.

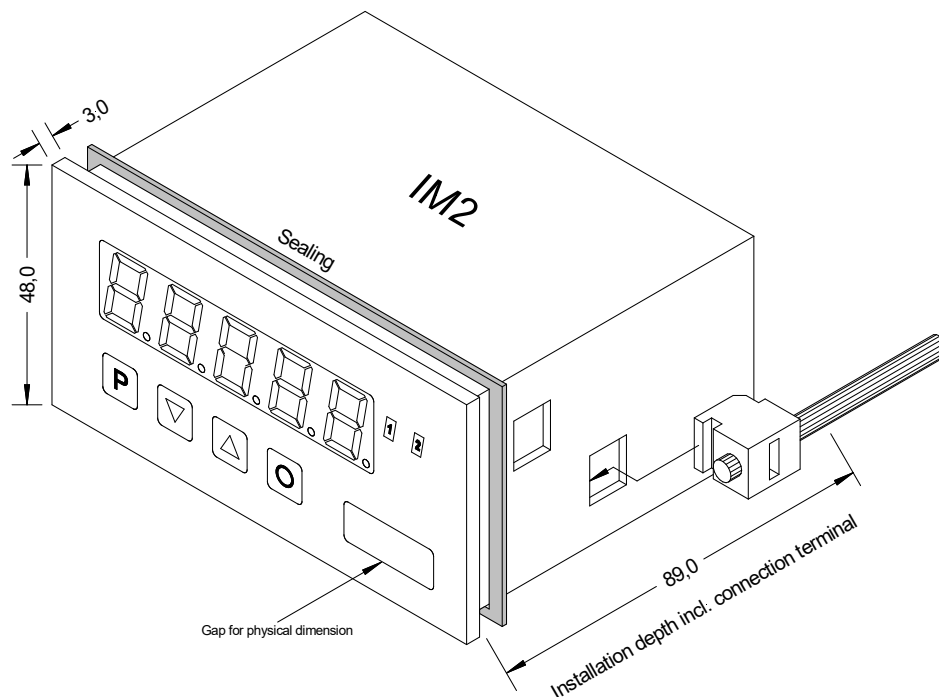
PM-TOOL-MUSB4

94.30

• **Technical data**

Dimension	Housing	B96 x H48 x D70 mm (including plug-in terminal D= 89 mm)			
	Panel cut-out	92.0 ^{+0.8} x 45.0 ^{+0.6} mm			
	Fixing	screw elements for insulation thickness up to 3 mm			
	Housing material	PC Polycarbonate, black			
	Sealing material	EPDM, 65 Shore, black			
	Protection class	at the front IP65 standard, back side IP00			
	Weight	approx. 250 g			
	Connection	plug-in terminal; line cross-section up to 2.5 mm ²			
Display	Display	5-digit			
	Digit height	14 mm			
	Segment colour	red (standard), optional available in green, blue, orange or tricolour (red/green/orange)			
	Display range	-19999 to 99999			
	Setpoints	optical display flashing			
	Overflow	horizontal bars at the top			
	Underflow	horizontal bars at the bottom			
Measuring input	Measuring range	50 VAC	/ 10 VAC	/ 5 AAC	/ 1 AAC
	Input resistance	Ri at ~200 kΩ	/ Ri at ~40 kΩ	/ Ri at ~0.05 Ω	/ Ri at ~200 Ω
	Measuring fault	0.5% of measuring range at 50 Hz...1 kHz up to crestfactor 4 for input signals of 1...100% of final value			
	Temperature drift	100 ppm/K			
	Measuring time	0.1 ... 10.0 seconds			
	Measuring principle	U/F-conversion			
	Resolution	approx. 18 bit at 1 second measuring time			
Output	Relay	with change-over contact 250 V / 5 AAC, 30 V / 5 ADC			
	Switching cycle	30 * 10 ³ at 5 AAC, 5 ADC ohm resistive burden 10 * 10 ⁶ mechanically Separation in accordance with DIN EN 50178 / Specifications in accordance with DIN EN 60255			
	Analog output	0-10 VDC/ burden ≥ 10 kΩ, 0/4-20 mA burden ≤ 500 Ω, 16 bit			
Digital input	Input galv. isolated	< 2.4 OFF; > 10 V ON; max. 30 VDC, Ri at ~ 5 kΩ			
Power pack	Supply	230 VAC 50/60 Hz ±10% (max. 10 VA) 10-30 VDC, galvanic isolated (max. 4 VA)			
	EEPROM	Data life ≥ 100 years at 25°C			
Ambient conditions	Working temperature	0 to +60°C			
	Storing temperature	-20 to +80°C			
	Climatic density	relative humidity 0-85% on years average without dew			
CE-sign	Conformity to directive 2014/30/EU				
EMV	EN 61326, EN 55011				
Safety standard	According to low voltage directive 2014/35/EU; EN 61010; EN 60664-1				

Housing:



• Order key

	IM	2-	1	V	R	5	B.	0	0	0	4.	6	7	0	x	D	
Basic type M-Line																	Dimension D physical unit
Installation depth 89 mm (incl. plug-in terminal)																	Version x Internal version
Housing size 96x48x70 mm (BxHxD)																	Switching points 0 no switching point 2 2 relay outputs
Display type V, A																	Protection class 1 without keypad, operation via PM-TOOL 7 IP65 / plug-in terminal
Display colours Blue Green Red Red/Green/Orange Orange																	Supply voltage 4 115 VAC 5 230 VAC 6 10-30 VDC galv. isolated
Number of digits 5-digit																	Measuring input 4 AC voltage / AC current
Digit height 14 mm																	Analog output 0 without X 0-10 VDC, 0/4-20 mA
Digital input without 1x digital input																	Sensor supply 0 without