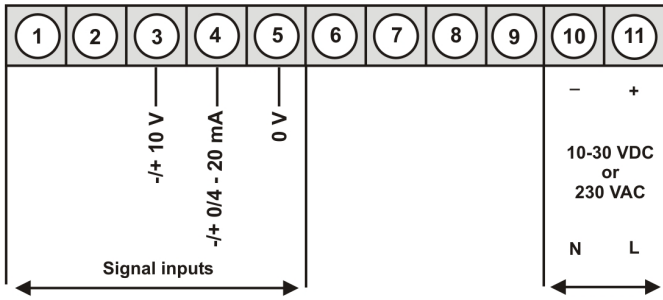




IM2 – 5-digit digital panel meter in 96x48 mm (BxH) Standard signal 0/4-20 mA, 0-10 VDC

- red display of -19999...99999 digits (optional green, orange, blue or tricolour display)
- compact installation depth: 70 mm without plug-in terminal
- adjustment via factory default or directly on the sensor signal
- min/max-memory with adjustable permanent display
- 30 additional adjustable supporting points
- display flashing at threshold value exceedance/undercut
- zero key for actuation of tara-function / hold-function, display change, setpoint setting, alarm actuator
- flexible alarm system with adjustable delay times
- volume measurement (Totaliser)
- mathematical functions like reciprocal value, square root, square and rounding
- constant setting / respectively setpoint setting
- sliding averaging
- brightness control via parameters or front keys
- programming interlock via access code
- protection class IP65 at the front
- plug-in screw terminal
- optional: 2 relay outputs
- optional: sensor supply
- optional: 1 independently scalable analog output
- optional: galv. isolated digital input for the triggering of Tara, Hold, display change
- accessories: pc-based configuration-kit PM-TOOL with CD & USB adapter
- on request: devices for working temperatures of -20°C...60°C or -40°C...70°C

• **Direct current, direct voltage**



Supply 230 VAC

IM2-1VR5B.0001.570xD

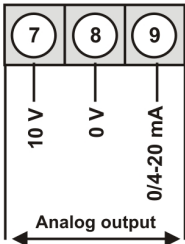
180.00

Supply 10-30 VDC

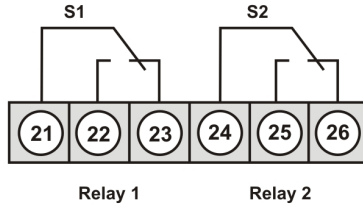
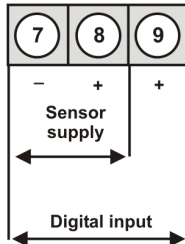
IM2-1VR5B.0001.670xD

206.50

Options:



or



• **Product key options:**

IM	2-	1	V	R	5	B.	0	0	0	1.	5	7	0	x	D
IM	2-	1	V	R	5	B.	0	0	0	1.	6	7	0	x	D

EUR

2	2 relay outputs	35.00
1	Without keypad, operation via PC software PM-TOOL	10.60
4	Voltage supply 115 VAC	10.90
X	Analog output 0/4-20 mA, 0-10 VDC with 230 VAC	100.60
	Analog output 0/4-20 mA, 0-10 VDC with 10-30 VDC	137.70
2	Sensor supply 10 VDC / 20 mA incl. digital input with 230 VAC	26.50
	Sensor supply 10 VDC / 20 mA incl. digital input with 10-30 VDC	58.30
3	Sensor supply 24 VDC / 50 mA incl. digital input with 230 VAC	26.50
	Sensor supply 24 VDC / 50 mA incl. digital input with 10-30 VDC	58.30
I	Digital input galv. isolated	10.60
B	Blue	46.60
G	Green	10.10
Y	Orange	10.10
T	Tricolour (Red-Green-Orange)*	31.80

*For devices with a 230 VAC voltage supply, there is only one option possible: relay outputs, analog output or sensor supply.

Please state physical unit on demand, e.g. min.

• **Parameterisation software**

ORDER NUMBER

EUR

PC based configuration software PM-Tool for devices without keypad, for a simple adjustment of standard devices, incl. CD & USB-adapter. Programming happens via an interface on the back.

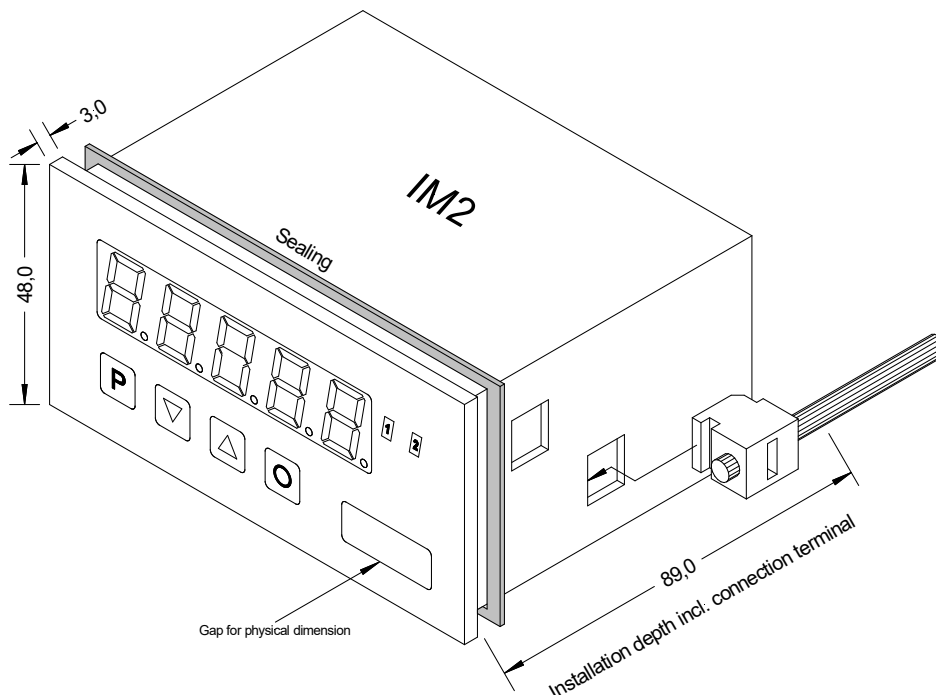
PM-TOOL-MUSB4

94.30

• **Technical data**

Dimension	Housing	B96 x H48 x D70 mm (including plug-in terminal D= 89 mm)	
	Panel cut-out	92.0 ^{+0.8} x 45.0 ^{+0.6} mm	
	Fixing	screw elements for insulation thickness up to 3 mm	
	Housing material	PC Polycarbonate, black	
	Sealing material	EPDM, 65 Shore, black	
	Protection class	at the front IP65 standard, back side IP00	
	Weight	approx. 250 g	
	Connection	plug-in terminal; line cross-section up to 2.5 mm ²	
Display	Display	5-digit	
	Digit height	14 mm	
	Segment colour	red (standard), optional available in green, blue, orange or tricolour (red/green/orange)	
	Display range	-19999 to 99999	
	Setpoints	optical display flashing	
	Overflow	horizontal bars at the top	
	Underflow	horizontal bars at the bottom	
Display time	0.1 to 10.0 seconds		
Measuring input	Span	-12...12 V	/ -22...24 mA
	Measuring range	0-10 V	/ 0/4-20 mA
	Input resistance	Ri at ~200 kΩ	/ Ri at ~100 Ω
	Measuring fault	0.1% of measuring range, ± 1 digit / 0.1% of measuring range, ± 1 digit	
	Temperature drift	100 ppm/K	
	Measuring time	0.1 ... 10.0 seconds	
	Measuring principle	U/F-conversion	
	Resolution	approx. 18 Bit at 1 second measuring time	
Output	Relay	with change-over contact 250 V / 5 AAC, 30 V / 5 ADC	
	Switching cycle	30 * 10 ³ at 5 AAC, 5 ADC ohm resistive burden 10 * 10 ⁶ mechanically Separation in accordance with DIN EN 50178 / Specifications in accordance with DIN EN 60255	
	Analog output	0-10 VDC/ burden ≥ 10 kΩ, 0/4-20 mA burden ≤ 500 Ω, 16 bit	
	Sensor supply	24 VDC / 50 mA 10 VDC / 20 mA	
Digital input	Input galv. isolated	< 2.4 OFF; > 10 V ON; max. 30 VDC, Ri at ~ 5 kΩ	
Power pack	Supply	230 VAC 50/60 Hz ±10 % (max. 10 VA) 10-30 VDC, galvanic isolated (max. 4 VA)	
Memory	EEPROM	Data life ≥ 100 years at 25°C	
Ambient conditions	Working temperature	0 to +60°C	
	Storing temperature	-20 to +80°C	
	Climatic density	relative humidity 0-85% on years average without dew	
CE-sign	Conformity to directive 2014/30/EU		
EMV	EN 61326, EN 55011		
Safety standard	according to low voltage directive 2014/35/EU; EN 61010; EN 60664-1		

Housing:



• Order key

	IM	2-	1	V	R	5	B.	0	0	0	1.	6	7	0	x	D	
Basic type M-Line																	Dimension
																	<input type="checkbox"/> D physical unit
Installation depth 89 mm (incl. plug-in terminal)																	Version
																	<input type="checkbox"/> x internal version
Housing size 96x48x70 mm (BxHxD)																	Setpoints
																	<input type="checkbox"/> 0 no setpoints
																	<input type="checkbox"/> 2 2 relay outputs
Display type V, A																	Protection class
																	<input type="checkbox"/> 1 without keypad, operation via PM-TOOL
																	<input type="checkbox"/> 7 IP65 / plug-in terminal
Display colours Blue Green Red Red/Green/Orange Orange																	Supply voltage
																	<input type="checkbox"/> 4 115 VAC
																	<input type="checkbox"/> 5 230 VAC
																	<input type="checkbox"/> 6 10-30 VDC galv. isolated
Number of digits 5-digit																	Measuring input
																	<input type="checkbox"/> 1 Direct current, direct voltage
Digit height 14 mm																	Analog output
																	<input type="checkbox"/> 0 without
																	<input type="checkbox"/> X 0-10 VDC, 0/4-20 mA
Digital input without 1x digital input																	Sensor supply
																	<input type="checkbox"/> 0 without
																	<input type="checkbox"/> 2 10 VD / 20 mA incl. digital input
																	<input type="checkbox"/> 3 24 VDC / 50 mA incl. digital input