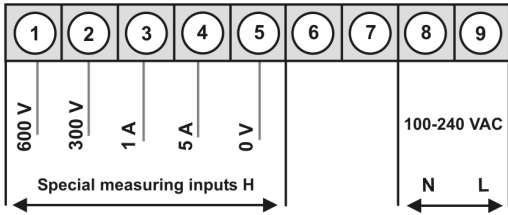




IM3 – 5-digit digital panel meter 96x48 (BxH) AC current / AC voltage signals rms-value (TRMS) 300 VAC, 600 VAC, 1AAC, 5 AAC

- red display of -19999...99999 digits (optional green, orange, blue or tricolour display)
- installation depth: 120 mm without plug-in screw terminal
- multi voltage power supply unit 100-240 VAC
- adjustment via factory setting or directly on the sensor signal
- min/max-memory with adjustable permanent display
- 30 additional adjustable support points
- display flashing at threshold value exceedance / undercut
- zero key for the triggering of Hold, Tara, display change, setpoint setting, alarm actuation
- flexible alarm system with adjustable delay times
- power measurement and energy measurement at constant voltage
- mathematical functions like reciprocal value, square root, square and rounding
- constant setting / setpoint setting
- sliding averaging
- brightness control via parameter or front keys
- programming interlock via access code
- protection class IP65 at the front
- plug-in screw terminal
- optional: 2 or 4 relay outputs or 8 PhotoMos-outputs
- optional: 1 or 2 independently scalable analog outputs
- optional: galv. isolated digital input for the triggering Tara, Hold, display change
- optional: interface RS232 or RS485
- accessories: pc-based configuration-kit PM-TOOL with CD & USB adapter
- on demand: devices for working temperatures of -20°C...60°C or -40°C...70°C

• **AC current, AC voltage (RMS-value) – special measuring input H**

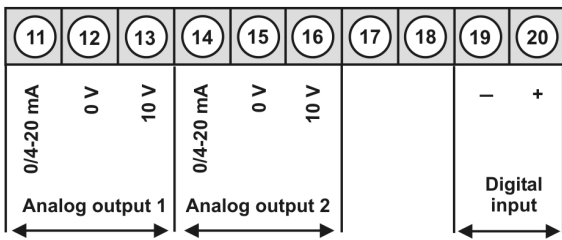


Supply 100-240 VAC, DC ±10%

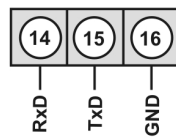
IM3-1VR5B.0H04.S70xD

323.00

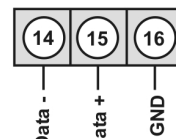
Options:



alternative to analog output 2

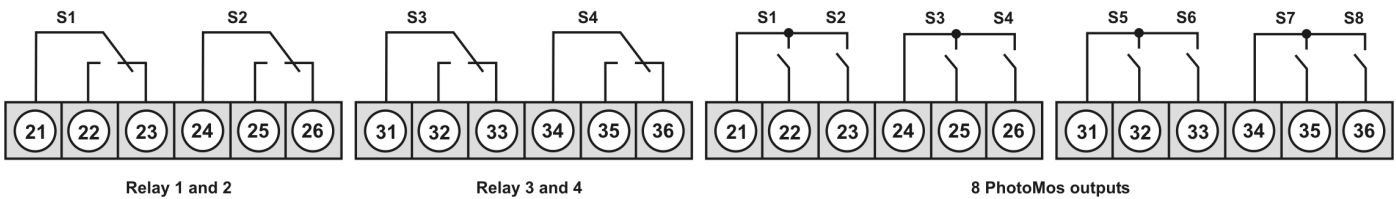


or



Interface RS232
(Modbus protocol)

Interface RS485
(Modbus protocol)



• **Order key options**

IM	3-	1	V	R	5	B.	0	H	0	4.	S	7	0	x	D
IM	3-	1	V	R	5	B.	0	H	0	4.	W	7	0	x	D

EUR

2	2 relay outputs	35.00
4	4 relay outputs	69.90
8	8 PhotoMos-outputs	95.30
1	without keypad, operation via PC software PM-TOOL	10.60
X	Analog output 0/4-20 mA, 0-10 VDC galv. isolated	127.10
Y	2 analog outputs galv. isolated	254.20
3	Interface RS232 galv. isolated	58.30
4	Interface RS485 galv. isolated	58.30
I	Digital input galv. isolated	10.60
B	Blue	46.60
G	Green	10.10
Y	Orange	10.10
T	Tricolour (Red-Green-Orange)	31.80

On demand state dimension unit on order, e.g. V.

• **Parameterisation software**

PC based configuration software PM-Tool for devices without keypad, for a simple adjustment of standard devices, incl. CD & USB-adapter. Programming happens via an interface on the back.

ORDER NUMBER

EUR

PM-TOOL-MUSB4

94.30

• Technical data

Dimensions	Housing	B96 x H48 x D120 mm, (incl. plug-in terminal D = 139 mm)			
	Panel cut-out	92.0 ^{+0.8} x 45.0 ^{+0.6} mm			
	Fixing	screw elements for insulation thickness up to 15 mm			
	Housing material	PC Polycarbonate, black			
	Sealing material	EPDM, 65 Shore, black			
	Protection type	front side IP65 standard, back side IP00			
	Weight	approx. 350 g			
	Connection	plug-in terminal; line cross-section up to 2.5 mm ²			
Display	Display	5-digit			
	Digit height	14 mm			
	Segment colour	red (standard), optional available in green, blue, orange or tricolour (red/green/orange)			
	Range of display	-19999 to 99999			
	Threshold	optical display flashing			
	Overflow	horizontal bars at the top			
	Underflow	horizontal bars at the bottom			
Measuring input	Measuring range	600 VAC	/ 300 VAC	/ 5 AAC	/ 1 AAC
	Input resistance	Ri at ~2 MΩ	/ Ri at ~1 MΩ	/ Ri at ~0.05 Ω	/ Ri at ~200 Ω
	Measuring fault	0.5% of measuring range at 50 Hz...1 kHz up to crestfactor 4 for input signals of 1...100% of final value			
	Temperature drift	100 ppm/K			
	Measuring time	0.1 ... 10.0 seconds			
	Measuring principle	U/F-conversion			
	Resolution	approx. 18 bit at 1 second measuring time			
Output	Relays	with change-over contact 250 V / 5 AAC, 30 V / 5 ADC			
	Switching cycles	10 * 10 ⁵ at 5 AAC, 5 ADC contact rate, 10 * 10 ⁶ mechanically			
	PhotoMos output	Separation in accordance with DIN EN50178 / Specifications in accordance with DIN EN 60255			
	Analog output	NOC contacts: 30 VDC/AC, 4 A 0-10 VDC / burden ≥ 10 kΩ, 0/4-20 mA / burden ≤ 500 Ω, 16 bit			
Digital input	Input galv. isolated	<2.4 V OFF; >10 V ON; max. 30 VDC, Ri ~ 5 kΩ			
Interface	Protocol	manufacturer's specifics ASCII			
	RS232	9.600 Baud, no parity, 8 DataBit, 1 StopBit, wire length max. 3 m			
	RS485	9.600 Baud, no parity, 8 DataBit, 1 StopBit, wire length max. 1000 m			
Power pack	Supply	100-240 VAC 50/60 Hz ±10% (max. 15 VA)			
Memory	EEPROM	Data life ≥ 100 years at 25°C			
Ambient conditions	Working temperature	0 to +60°C			
	Storing temperature	-20 to +80°C			
	Climatic density	relative humidity 0-85% on years average without dew			
CE-sign	Conformity to directive 2014/30/EU				
EMV	EN 61326, EN 55011				
Safety standard	according to low voltage directive 2014/35/EU, EN 61010; EN 60664-1				

Housing:

