



IM3 – 5-digit digital panel meter in 96x24 mm (BxH) Pt100 (3-/4-wire) -200.0°C...850.0°C / -328.0°F...1562.0°F

- red display from -19999...99999 digits (optional green, orange, blue or tricolour display)
- installation depth: 120 mm without plug-in screw terminal
- multi voltage power supply unit 100-240 VAC, alternatively 10-40 VDC galv. isolated
- adjustment via factory setting or directly on the sensor signal
- min/max-memory with adjustable permanent display
- display flashing at threshold value exceedance / undercut
- flexible alarm system with adjustable delay times
- brightness control via parameter or front keys
- programming interlock via access code
- protection class IP65 at the front
- plug-in screw terminal
- optional: 1 or 2 relay outputs
- optional: 1 independently scalable analog output
- optional: interface RS232 or RS485
- accessories: pc-based configuration-kit PM-TOOL with CD & USB adapter
- on request: devices for working temperatures of -20°C...60°C or -40°C...70°C

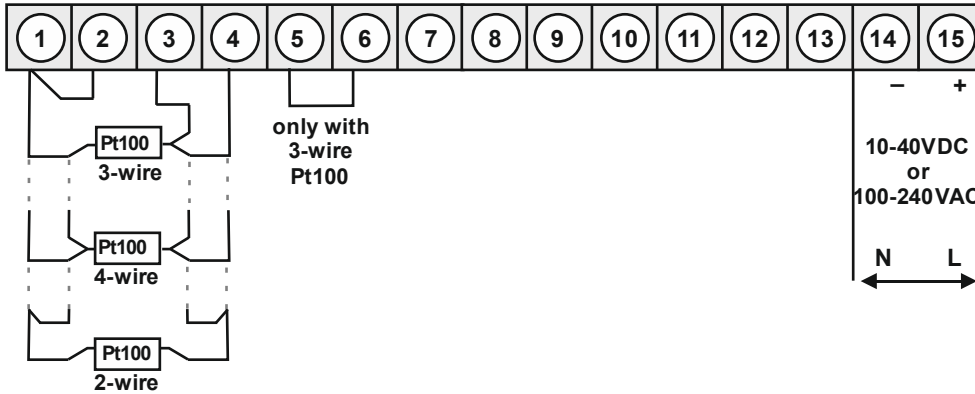
• **Pt100 (3-/4-wire) -200.0°C...850.0°C / -328.0°F...1562.0°F**

Supply 100-240 VAC, DC ± 10%

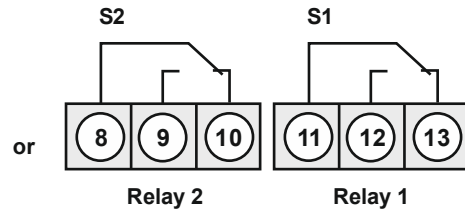
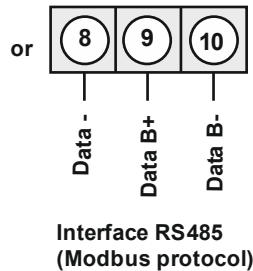
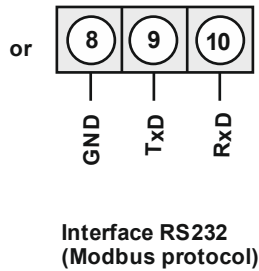
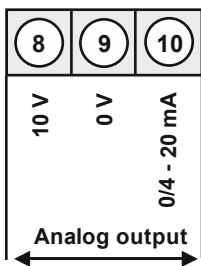
IM3-3TR5B.010C.S70xD 280.60

Supply 10-40 VDC, 18-30 VAC

IM3-3TR5B.010C.W70xD 280.60



Options:



Alternatively to analog output

• **Product key options**

IM	3-	3	T	R	5	B.	0	1	0	C.	S	7	0	x	D
IM	3-	3	T	R	5	B.	0	1	0	C.	W	7	0	x	D

EUR

1	1 relay output (with option analog output only 1 switching point is possible)	21.20
2	2 relay outputs	31.80
1	without keypad, operation via PC software PM-TOOL	10.60
X	Analog output 0/4-20 mA, 0-10 VDC	105.90
3	Interface RS232 galv. isolated	68.80
4	Interface RS485 galv. isolated	68.80
B	Blue	46.60
G	Green	10.10
Y	Orange	10.10
T	Tricolour (Red-Green-Orange)	31.80

On demand state dimension unit on order, e.g. °F.

• **Parameterisation software**

PC based configuration software PM-Tool for devices without keypad, for a simple adjustment of standard devices, incl. CD & USB-adapter. Programming happens via an interface on the back.

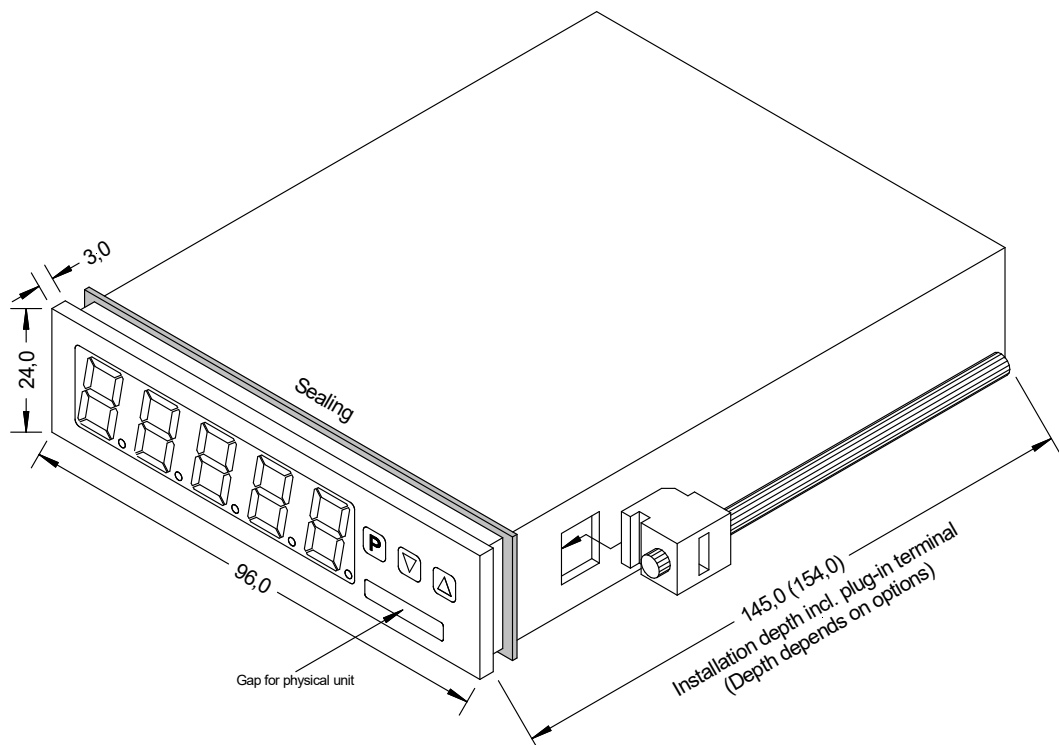
PM-TOOL-MUSB4

94.30

• Technical data

Dimensions	Housing	B96 x H24 x D120 mm, (incl. plug-in terminal D= 145 mm cable outlet at the back)
	Panel cut-out	92.0 ^{+0.8} x 22.2 ^{+0.3} mm
	Fixing	screw elements for a wall thickness up to 10 mm
	Housing material	PC Polycarbonate, black
	Sealing material	EPDM, 65 Shore, black
	Protection class	at the front IP65 standard, at the back IP00
	Weight	approx. 250 g
	Connection	plug-in terminal; wire cross section up to 2.5 mm ²
Display	Display	5-digit
	Digit height	14 mm
	Segment colour	red (standard), optional in green, orange, blue or tricolour (red/green/orange)
	Range of display	-19999 to 99999
	Threshold value	optical display flashing
	Overflow	horizontal bars at the top
	Underflow	horizontal bars at the bottom
	Display time	0.1 to 10.0 seconds
Measuring input	Measuring range	-200.0°C...850.0°C / -328.0°F...1562.0°F
	Measuring fault	0.1% of measuring range, ± 1 digit
	Temperature drift	100 ppm/K
	Measuring time	0.1 ... 10.0 seconds
	Measuring principle	U/F-conversion
	Resolution	0.1°C or 0.1°F
Output	Relay	with change-over contact 250 V / 2 AAC, 30 V / 2 ADC
	Switching cycle	30 * 10 ³ at 2 AAC, 2 ADC Ohm resistive burden, 10 * 10 ⁶ mechanically
	Analog output	Separation according to DIN EN50178 / Specific values according to DIN EN 60255 0-10 VDC / burden ≥ 10 kΩ, 0/4-20 mA / burden ≤ 500 Ω, 16 bit
Interface	Protocol	Modbus with ASCII or RTU-protocol
	RS232	9.600 Baud, no parity, 8 DataBit, 1 StopBit, pipeline length max. 3 m
	RS485	9.600 Baud, no parity, 8 DataBit, 1 StopBit, pipeline length max. 1000 m
Power pack	Supply	100-240 VAC 50/60 Hz, DC ±10 % (max. 10 VA) 10-40 VDC galv. isolated, 18-30 VAC 50/60 Hz (max. 10 VA)
	Memory	EEPROM
Ambient condition	Working temperature	0°C to +50°C
	Storing temperature	-20°C to +80°C
	Climatic density	relative humidity 0-85% on years average without dew
CE-sign	Conformity to directive 2014/30/EU	
EMV	EN 61326, EN 55011	
Safety standard	According to low voltage directive 2014/35/EU, EN 61010; EN 60664-1	

Housing:



• Order key

	IM	3-	3	T	R	5	B.	0	1	0	C.	W	7	0	x	D	
Standard type M-Line																	Dimension
																	<input type="checkbox"/> D physical unit (free selectable)
Installation depth																	Version
145 mm incl. plug-in terminal (154 mm)			<input type="checkbox"/> 3														<input type="checkbox"/> x internal version
Housing size																	Switching points
96x24x120 mm (BxHxT)			<input type="checkbox"/> 3														<input type="checkbox"/> 0 without
Display type																	<input type="checkbox"/> 1 1 relay output
Temperature				<input type="checkbox"/> T													<input type="checkbox"/> 2 2 relay outputs
Display colours																	Protection class
Blue					<input type="checkbox"/> B												<input type="checkbox"/> 1 without keypad, operation via PM-TOOL
Green					<input type="checkbox"/> G												<input type="checkbox"/> 7 IP65 / plug-in terminal
Red					<input type="checkbox"/> R												
Red/Green/Orange					<input type="checkbox"/> T												
Orange					<input type="checkbox"/> Y												Supply voltage
Number of digits																	<input type="checkbox"/> S 100-240 VAC
5-digits																	<input type="checkbox"/> W 10-40 VDC
Digit height																	Measuring input
14 mm					<input type="checkbox"/> B												<input type="checkbox"/> C Pt100 -200°C...850°C
Digital input																	Analog output
without																	<input type="checkbox"/> 0 without
Interface RS232																	<input type="checkbox"/> X 1x 0-10 VDC, 0/4-20 mA
Interface RS485																	Temperature devices
																	<input type="checkbox"/> 1 Pt100 3-/4-wire