



HySense QT 106

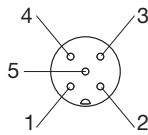
CAN turbine volume flow sensor



A version has been adapted for the CAN bus based on our precise and proven measuring turbine with inside thread connection according to DIN ISO 228.

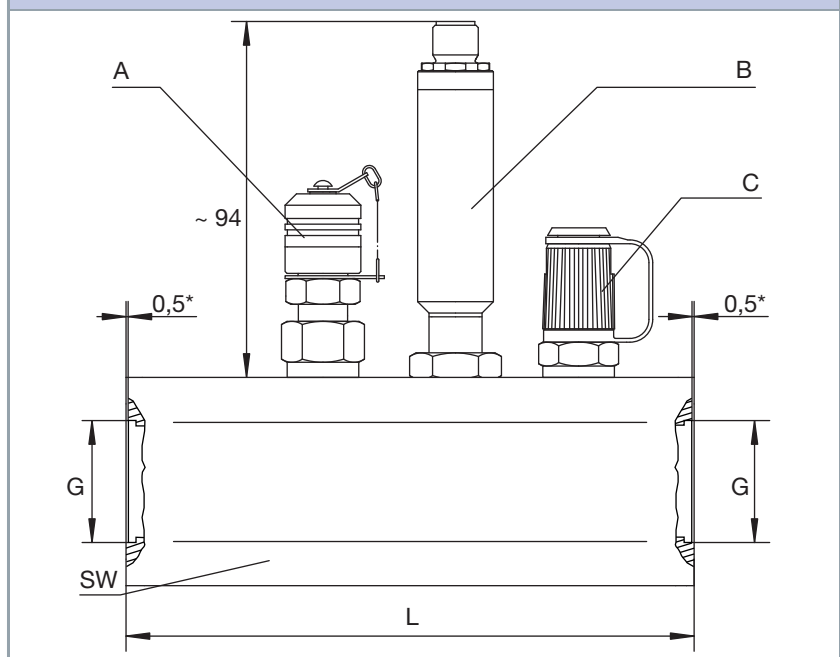
The turbines are factory calibrated for mineral oil at 30 cSt. Other calibration viscosities are available.

Qualities	
Measuring principle	volume flow
Viscosity range	see order data
Medium temperature	max. +120 °C
Environmental temperature	-20 ... +85 °C
Storage temperature	-20 ... +85 °C
Output signal	CANopen
Supply voltage U_b	8.5 ... 30 VDC
Electrical measuring connector	5 pole device connector, M12 x 1
Protection type (EN 60529 / IEC 529)	IP 67 (screwed)
Tightening torque	10 Nm (\pm 2 Nm)
Calibration viscosity	30 mm ² /s (cSt)
Material turbine casing	Aluminium AlZnMgCu 1,5
Material turbine wheel	1.4122 (for measuring range 1,0 ... 10 l/min) 1.0718 (for all other measuring ranges)
Material sealings	FKM
Material sensor casing	3.1645
Current consumption	max. 50 mA @ 24 VDC
Interface	CANopen (CIA-DS-301)
CAN standard	2.0A (opt. 2.0B)
Transmission rate	20 ... 1.000 kBit/s
Measured frequency (Hz)	bytes 0 ... 3
Measured volume flow (l/min)	bytes 4 ... 7
Resolution	three decimal places
Suitable measuring cable	CAN cable

Pin assignment	CANopen 2.0A
	Pin 1 = CAN_SHLD
	Pin 2 = CAN_V+
	Pin 3 = CAN_GND
	Pin 4 = CAN_H
	Pin 5 = CAN_L

Measuring range	Max. working pressure		Viscosity range	Error limit	Weight	Order number
	l/min	bar				
1 ... 10	420	42	1 ... 60	± 1.0 %	671	31C7-01-35.030
2 ... 75	420	42	1 ... 100	± 0.5 %	859	31C7-70-35.030
9 ... 300	420	42	1 ... 100	± 0.5 %	1,190	31C7-71-35.030
16 ... 600	350	35	1 ... 100	± 0.5 %	1,488	31C7-72-35.030

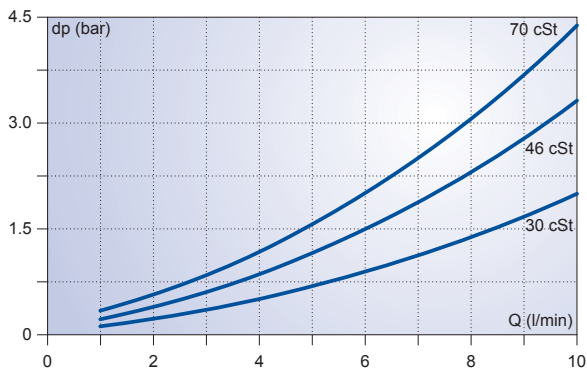
QT 106



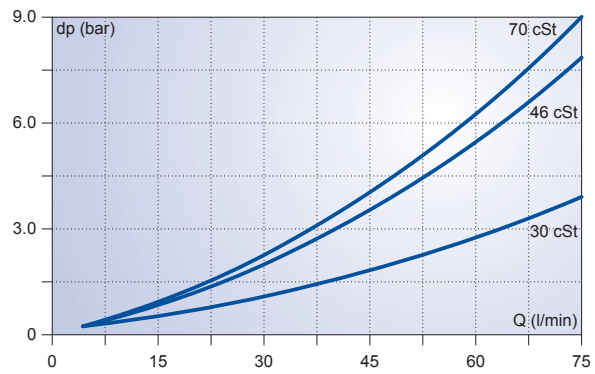
- A MINIMESS® p/T test point for pressure and temperature, series 1620
- B inductive sensor / amplifier
- C MINIMESS® test point, series 1620
- * depth of spot face

Measuring range	SW	L	G
l/min		mm	
1 ... 10	41	120	ISO 228-G¼
2 ... 75	46	130	ISO 228-G¾
9 ... 300	55	150	ISO 228-G1
16 ... 600	60	174	ISO 228-G1¼

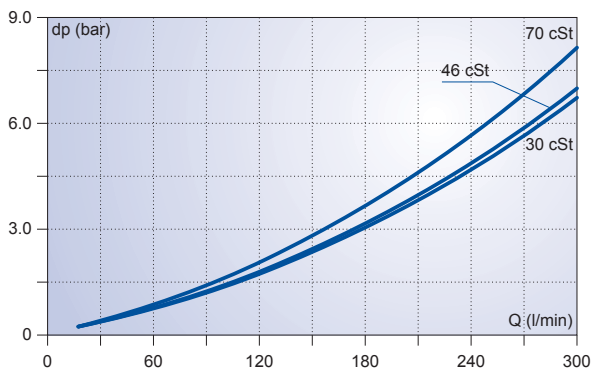
Q = 1.0 ... 10 l/min



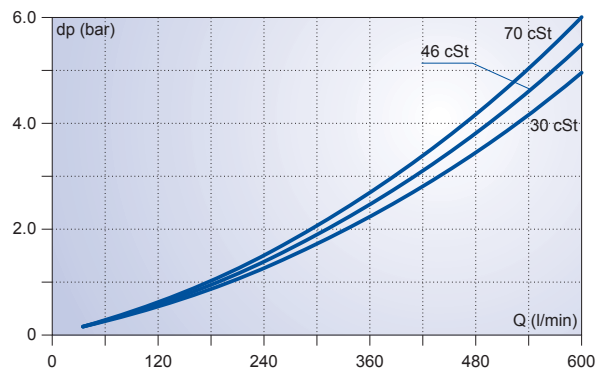
Q = 7.5 ... 75 l/min



Q = 9 ... 300 l/min



Q = 16 ... 600 l/min



Notes