

## Overview



SITRANS FUS080 is a transit time based transmitter designed for ultrasonic flow metering with any sensor in the FUS inline series SONOKIT, FUS380 and FUE380 up to DN 1200.

The ultrasonic flowmeter transmitter SITRANS FUS080 comes as battery or mains powered version. The SITRANS FUS080 is designed to measure flow water applications.

The SONOKIT retrofit flowmeter series are shown from page 3/282. The standard flowmeter series SITRANS FUS380 is described from page 3/292. The type approved flowmeter series for flow metering in energy meter custody transfer systems are named SITRANS FUE380.

## Benefits

- Battery-powered up to 6 years
- 115/230 V mains-powered with back-up battery option in case of mains power failure
- Fast measuring frequency 15 Hz/0.5 Hz (230 V AC/Battery)
- Easy one button straight forward display
- IrDA optical interface for local communication
- 2-path measuring principle for optimum accuracy
- Compact or remote mounting
- Measures on all district water qualities and water conductivities
- No pressure drop
- Long-term stability
- 2 galvanic isolated digital outputs for easy connection to a calculator (potential free)
- 1 analog 4 to 20 mA output
- Bidirectional measurement, with 2 totalizers and outputs
- Dynamic range  $Q_i$  (min) :  $Q_s$  (max) up to 1:400
- Compact version with triax cables for highest EMC-protection

## Application

The main application for flowmeters with the transmitter SITRANS FUS080 is measurement of water flow in district heating plants, local networks, boiler stations, substations, chiller plants, irrigations plants and other general water applications.

## Design

The transmitter type SITRANS FUS080 is designed with fiber-glass reinforced polyamide enclosure for remote or compact installation in normal areas. The remote versions are available with up to 30 meter distance from flowmeter to transmitter. When ordering as a compact version in the series FUS380 and FUE380 the transducer cables are pre-mounted at the sensor.

The transmitter is available in an IP67/NEMA 4X/6 enclosure and is designed for use in the flowmeters series:

- SONOKIT (1-path or 2-path)
- FUS380 (2-path)
- FUE380 (2-path)

The transmitter FUS080 is always ordered as part of a complete flowmeter system.

It can be manually ordered separately as spare part pre-programmed with the given sensor data.

## Integration

The flowmeter pulse output is often used as input for an energy meter or as input for digital systems for remote reading.

SITRANS FUS380 has two pulse outputs, with functions that can be individually selected.

The settings of the transmitter, e. g. flow and pulse output rate, are defined when ordering the complete flowmeter.

If the flowmeter forms part of an energy meter system for custody transfer, no further approvals are needed, except eventually local approvals on the flowmeter.

## Flow Measurement

### SITRANS FS (ultrasonic)

#### Inline ultrasonic flowmeters

#### SITRANS FUS080/FUE080 transmitter

### Technical specifications

#### Input

Measurement	Flow by measuring the transit time difference of ultrasonic signals through ultrasonic transducers in the sensor pipes. Supporting of 1-path or 2-path sensors in sizes DN 50 ... 1200 measuring on water
Measuring rate	0.5 Hz
<ul style="list-style-type: none"> <li>Battery mode</li> <li>Mains supply</li> <li>Back-up mode</li> </ul>	Up to 15 Hz 0.5 Hz (at mains supply drop)
Flow rate	0.02 ... 9 m/s (0.065 ... 29.5 ft/s), bidirectional flow metering

#### Output

	2 pulse or status outputs (A and B), individual galvanically isolated MOS relay outputs, passive mode, max. $\pm 35$ V AC/DC, max. 50 mA
Max. pulse frequency	100 Hz at $Q_s$ ( $Q_{max}$ )
Pulse value and length	Selectable with the ordering of the flowmeter
Output A function	Pulse: forward, reverse, forward net, reverse net (preset: forward)
Output B function	Pulse: forward, reverse, forward net, reverse net (preset: forward) or alarm indication or call-up indication (preset: alarm)
Pulse value A and B	0.1 l/p, 0.25 l/p, 0.5 l/p, 1 l/p, 2.5 l/p, 10 l/p, 25 l/p, 50 l/p, 100 l/p, 250 l/p, 500 l/p, 1 m <sup>3</sup> /p, 2.5 m <sup>3</sup> /p, 5 m <sup>3</sup> /p, 10 m <sup>3</sup> /p, 25 m <sup>3</sup> /p, 50 m <sup>3</sup> /p, 100 m <sup>3</sup> /p, 250 m <sup>3</sup> /p, 500 m <sup>3</sup> /p, 1 000 m <sup>3</sup> /p
Pulse length (depending on $Q_{max}$ by DN selection)	5, 10, 20, 50, 100, 200, 500 ms (standard 5 ms)
Alarm indication	Path 1 (F1), path 2 (F2) internal, failure (F3, F4), powers supply warning or low battery indication (F5), $Q_{max}$ overflow (F6), pulse overflow (F7, F8), internal data logger warning (F9)
Analog output	Passive current output 4 ... 20 mA Data span pre-selectable depending on pipe size

#### Rated operation conditions

<u>Ambient conditions</u>	
Ambient temperature	-10 ... +60 °C (14 ... 140 °F) (MID version: max. +55 °C (131 °F))
<ul style="list-style-type: none"> <li>Operation</li> <li>Storage</li> </ul>	-40 ... +85 °C (-40 ... +185 °F) (battery included)
Enclosure rating	IP67/NEMA 4X/6 to EN 60529 and DIN 40050
Electromagnetic compatibility	To EN 55011/CISPR-11
<ul style="list-style-type: none"> <li>Emitted interference</li> <li>Immunity</li> <li>MID approved (FUE380 series)</li> </ul>	To EN/IEC 61326-1 (Industry) Environment class E2 and M1
Mechanical vibration	2 g, 1 ... 800 Hz sinusoidal in all directions according to IEC 68-2-6
Weight of transmitter	Approx. 1.5 kg (3.3 lb)

#### Design

Enclosure material	Fibre-glass reinforced polyamide, light gray color
Wall mounting kit	IP67/NEMA 4X/6 terminal box for the wall mounting of the transmitter, fiber-glass reinforced polyamide with stainless steel bracket, cable glands entries: 2 x 2 M20 or PG 13.5 for power supply and outputs and 2 x M20 or PG 13.5 for the sensor cables, glands (supply and outputs and double cable entries for sensor cables) are included.
Sensor cable	Coaxial cable sets for remote transmitter up to 30 m (98.4 ft) long transducer cable, 75 $\Omega$ impedance, cables sets are prepared for the connection to the sensors Triax cables or integral version

#### Display and controls

Display	LCD, 8 digits, additional 2 digits and symbols for status information
Resolution	Totalized information can be displayed with 1, 2 or 3 decimals or automatic adjustment (default)
Display setting	Flow unit: Preset: m <sup>3</sup> /h Volume unit: Preset: m <sup>3</sup>
Push button	One push button for menu selection and display information
Communication (IrDA optical eye)	IrDA – optical communication and control interface with Modbus RTU protocol for read or write transmitter settings and data via PC and PDM tool

#### Power supply

Battery	D-cell battery pack, 3.6 V LiSOCl (Lithium Thionyl Chloride, 34 Ah), replaceable, life- and working-time up to 6 years
Mains	87 ... 265 V AC (50 ... 60 Hz) or 87 ... 265 V AC (50 ... 60 Hz) with D-cell single battery backup, 2.6 V LiSOCl (Lithium Thionyl Chloride, 17 Ah), replaceable, life time up to 8 years

#### Power consumption

Mains version	Approx. 2.5 VA
---------------	----------------

**Technical specifications (continued)**

**SONOKIT, FUS380, FUE380**

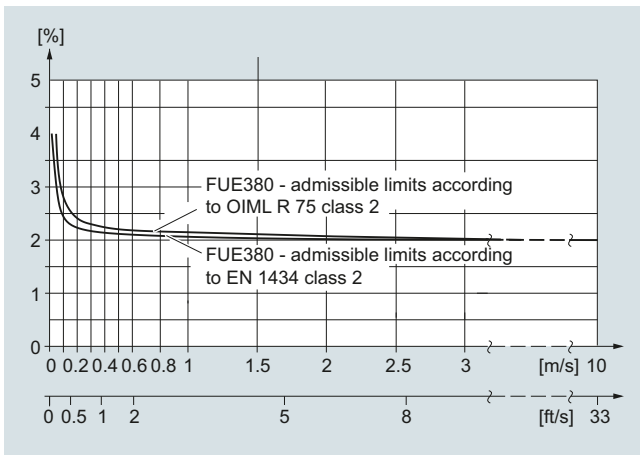
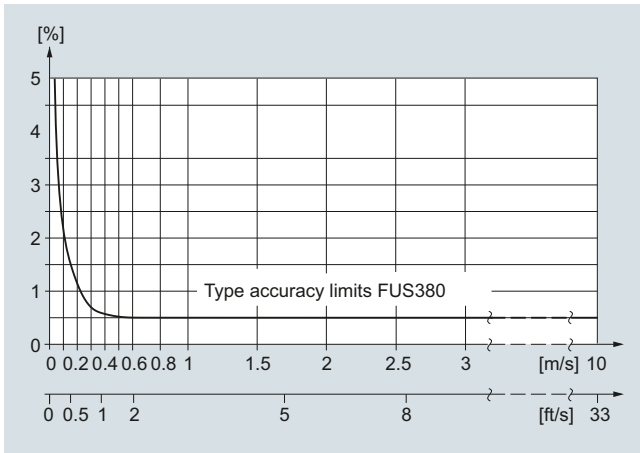
The flow values and settings are predefined according to dimension selection.

The transmitter settings are changeable by using the SW tool PDM (for FUE380 series some of the setting are only readable, restriction of the approval requirements).

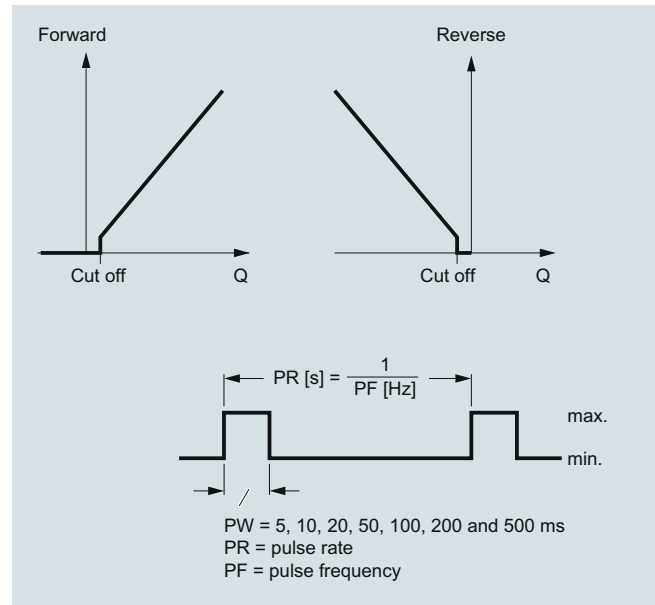
**Accuracy/Error in measurement:**

(at reference conditions for FUS380 and FUE380 series, SONOKIT series will differ in the accuracy)

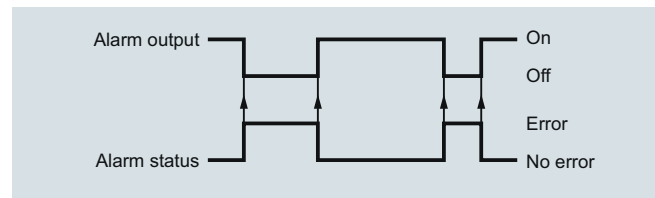
- Pulse output
  - $\leq \pm 0.5\%$  of measured value at 0.5 ... 10 m/s or
  - $\leq \pm 0.25/V$  [m/s] % of measured value at flow < 0.5 m/s
- Repeatability  $\leq 0.25\%$  of measured value at 0.5 ... 10 m/s
- Reference conditions
  - Process temperature and ambient temperature:  $25\text{ °C} \pm 5\text{ °C}$  ( $77\text{ °F} \pm 9\text{ F}$ )
  - Transmitter Warming-up time 30 min.
  - Installation conditions of the sensor: Upstream section > 10 x DN and downstream section > 5 DN



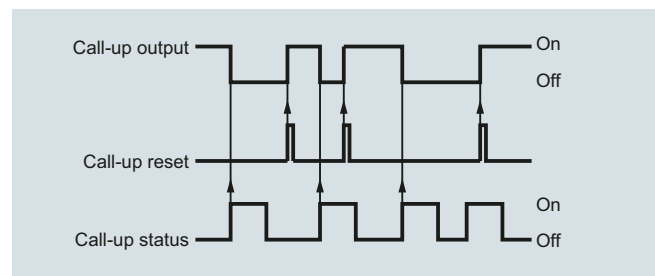
Output configuration



Pulse volume: output A/B configured as volume per pulse, calculated on forward/reverse or net forward/reverse flow. The volume per pulse is free scaleable (via PDM software).



Pulse output B can be used as stated above or as alarm or call-up function.



Call-up: the call-up output is active until manually reset by use of PDM tool. The call-up function is activated when an alarm is activated.

## Flow Measurement

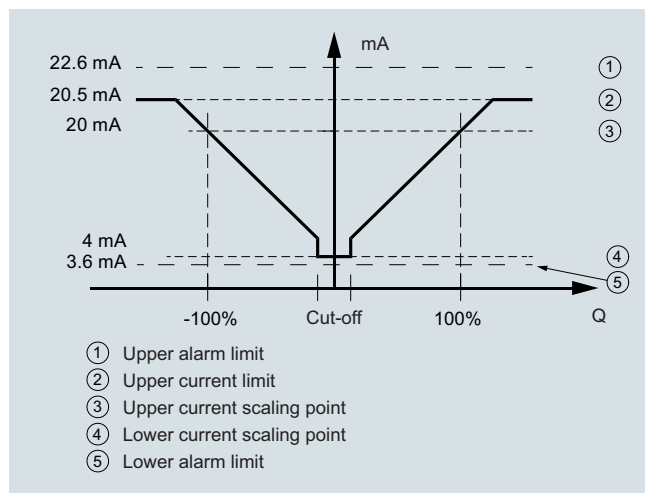
SITRANS FS (ultrasonic)

Inline ultrasonic flowmeters

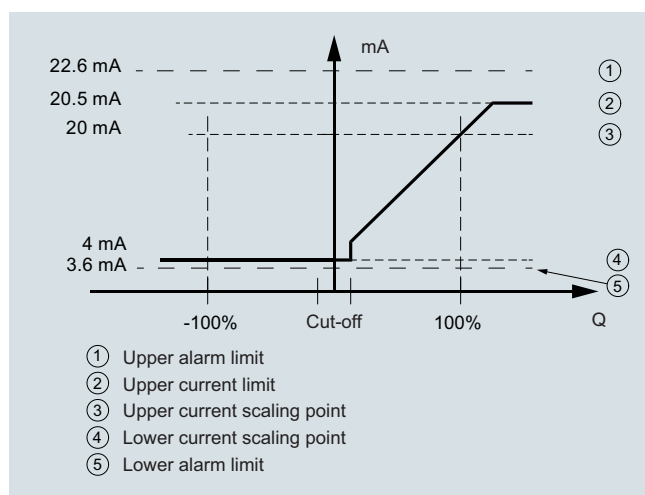
### SITRANS FUS080/FUE080 transmitter

#### Technical specifications (continued)

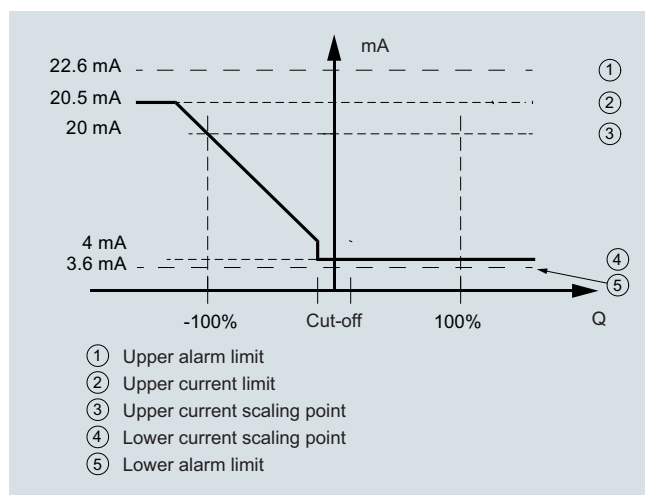
##### Current output



##### Bidirectional flow



##### Positive flow



##### Negative flow

##### Sensor coaxial cable for SONOKIT series with FUS080

###### Coaxial cable

###### Standard coaxial cable (75 Ω)

Outside diameter	Ø 5.8 mm
Length	15, 30 m (49.2, 98.4 ft) between sensor and transmitter
Material (outside jacket)	Black PE
Ambient temperature	-10 ... +70 °C (14 ... 158 °F)



##### Sensor coaxial cable for FUS380 /FUE380 series

###### Coaxial cable

###### High temperature coaxial cable (75 Ω)

Outside diameter	Ø 5.13 mm (first 0.3 m (0.98 ft) part to the transducer), Ø 5.8 mm (for remaining cable to the transmitter – black holt melt junction part between (Ø 16 mm, length 70 mm)
Length	Up to 30 m (98.4 ft) between sensor and transmitter
Material (outside jacket)	Brown PTFE (0.3 m (9.84 ft) part) and black PE (for remaining cable)
Ambient temperature	-200 ... +200 °C (-328 ... +392 °F) (brown PTFE transducer part) and -10 ... +70 °C (14 ... 158 °F) (black PE for remaining transmitter cable part)



## Selection and ordering data

### Transmitter FUS080 operating instructions, accessories and spare parts




#### Operating instructions

Description	Article No.
for use with SONOKIT • English	A5E03059912
integrated in FUS/FUE380 • English • German	A5E00730100 A5E00740611

All literature is available to download for free, in a range of languages, at

<http://www.siemens.com/processinstrumentation/documentation>

#### Accessories

Description	Article No.	
Sun lid for FUS080 transmitter (frame and lid)	A5E02328485	
Brace (holder) for optical IrDA eye	A5E00695277	
IrDA infrared interface adapter with USB for data acquisition with 1.2 m (3.9 ft) cable	FDK:087L4163	

#### Process Device Manager SIMATIC PDM

##### SIMATIC PDM

For more details about SIMATIC PDF please go to chapter 8 "Digitalization and Communication".


See the Selection and Ordering data on chapter 8 "Digitalization and Communication"



#### Spare parts


A spare part transmitter can be ordered for a specific system. In the description of the following spare part transmitters the related transmitter Article No. found on the device silver front label is noted.

Spare part transmitter for FUS380 systems (7ME3400)


Description	Article No.	
FUS080 transmitter 3.6 V battery (no battery included, to be ordered separate) as spare part transmitter for FUS380 flowmeter series. Transmitter Article No. 7ME3450-0AA10-2AA0	A5E02729700	
FUS080 transmitter 3.6 V battery (battery included) as spare part transmitter for FUS380 flowmeter series <sup>1)</sup> . Transmitter Article No. 7ME3450-0AA10-2AA0	A5E02729035	
FUS080 transmitter 230 V mains as spare part transmitter for FUS380 flowmeter series. Transmitter Article No. 7ME3450-0AA10-2AA0	A5E02699309	
FUS080 transmitter 230 V mains with backup-battery as spare part transmitter for FUS380 flowmeter series. Transmitter Article No. 7ME3450-0AA40-2AA0	A5E02729610	

Description	Article No.
When ordering: Inform on flowmeter order no. and flowmeter serial no. (e.g. 7ME3400-xxxx-xxxx-Z, XX.... and xxxxxxHxxx)	

Spare part transmitter for FUE380 approved systems (7ME3410) (only with MID approval marks, no MID verification – only a complete flowmeter can be MID-verified, i.e. sensor together with the transmitter)

Description	Article No.	
FUE080 transmitter 3.6 V battery (no battery included, to be ordered separate) as spare part transmitter for FUE380 flowmeter series. Transmitter Article No. 7ME3450-0AA10-2AB0.	A5E02734600	
FUE080 transmitter 3.6 V battery (battery included) as spare part transmitter for FUE380 flowmeter series <sup>1)</sup> . Transmitter Article No. 7ME3450-0AA20-2AB0	A5E02734568	
FUE080 transmitter 230 V mains as spare part transmitter for FUE380 flowmeter series. Transmitter Article No. 7ME3450-0AA30-2AB0	A5E02734539	
FUE080 transmitter 230 V mains with backup-battery as spare part transmitter for FUE380 flowmeter series. Transmitter Article No. 7ME3450-0AA40-2AB0	A5E02734585	
When ordering: Inform on flowmeter order no. and flowmeter serial no. (e.g. 7ME3410-xxxx-xxxx-Z, XX.... and xxxxxxHxxx)		

Spare part transmitter for SONOKIT systems (7ME3210/7ME3220)

Description	Article No.	
FUS080 transmitter 3.6 V battery (no battery included, to be ordered separate) as spare part transmitter for SONOKIT flowmeters. Transmitter Article No. 7ME3450-0AA10-2AA0	A5E03048726	
FUS080 transmitter 3.6 V battery (no battery included) as spare part transmitter for SONOKIT flowmeters <sup>1)</sup> . Transmitter Article No. 7ME3450-0AA20-2AA0	A5E03048714	
FUS080 transmitter 230 V mains as spare part transmitter for SONOKIT flowmeters. Transmitter Article No. 7ME3450-0AA30-2AA0	A5E03048701	
FUS080 transmitter 230 V mains with backup-battery as spare part transmitter for SONOKIT flowmeters. Transmitter Article No. 7ME3450-0AA40-2AA0	A5E03048719	
When ordering: Inform on flowmeter order no. and flowmeter serial no. (e.g. 7ME3220-xxxx-xxxx-Z, XX.... and xxxxxxHxxx)		

<sup>1)</sup> Lithium batteries are subject to special transportation regulations according to United Nations "Regulation of Dangerous Goods, UN 3090 and UN 3091". Special transport documentation is required to observe these regulations. This may influence both transport time and costs.

## Flow Measurement











### SITRANS FS (ultrasonic)

#### Inline ultrasonic flowmeters

#### SITRANS FUS080/FUE080 transmitter

#### Selection and ordering data (continued)

Spare part transmitter for FUS880 retrofitting systems (7ME3440)


Description	Article No.		Description	Article No.	
<p><b>Sparepart FUS080 transmitter 3.6 V, incl. 3.6V dual battery pack, USA version</b></p> <p>Transmitter Article No.: 7ME3450-0AA20-1CA0; Label, 0: Siemens FUS080 transmitter; Version, 0: Without connection box; Enclosure, A: IP67/NEMA 4X/6; Code A: Standard; Supply Voltage, 2: 3.6V DC battery; Ex. Approval, 0: no Ex approval; Display, 1: With display and unit label; Region version, C: USA: AcFt,CFS; Application, A: Standard FUS080 (for SITRANS Retrofit - 7ME344); Code, 0: Standard</p>	<b>A5E03412669</b>		<p>Internal battery pack, one set of 2 D-cell (3.6 V 34 Ah)<sup>1)</sup></p> <ul style="list-style-type: none"> <li>1 pc. pack</li> <li>24 pcs. pack</li> </ul>	<b>A5E02679676</b> <b>A5E02896941</b>	
			<p>Single battery back-up to main supply (17 Ah)<sup>1)</sup></p>	<b>A5E02679923</b>	
			<p>Battery cover for transmitter FUS080</p>	<b>A5E00694468</b>	
<p><b>FUS080 transmitter for FUS880 retrofit systems, USA version,</b></p> <p>incl. wall-mounting kit, 2 transducers and 2 pcs. 60 ft (20 m) of cables.</p> <p>Label, 0: Siemens FUS080 transmitter; Diameter, 0A: None; Wall Thickness, A: None; Pipe Material, 0: No Pipe; Track configuration, 1: 1-Track; Region version, 2: USA: AcFt, CFS; Transmitter, D: FUS080, IP67, Battery, Remote, unit label; Template, A: None; Transducer coax cable, 4: 20 m with gland</p>	<b>7ME3440-0AA01-2DA4</b>		<p>PG 13.5 cable gland set for FUS080 power and output connection, black PA plastic, 2 pcs.</p> <ul style="list-style-type: none"> <li>cables Ø 6 ... 12 mm (0.24" ... 0.47")</li> <li>-40 ... +100 °C (-40 ... +212 °F)</li> </ul>	<b>FDK-083G0228</b>	
			<p>PG 13.5 cable gland set (two cable entries) for FUS080 sensor connection, black PA plastic, 2 pcs.</p> <ul style="list-style-type: none"> <li>cables Ø 6 ... 12 mm (0.24" ... 0.47")</li> <li>-40 ... +100 °C (-40 ... +212 °F)</li> </ul>	<b>A5E00694500</b>	
			<p>SITRANS FUS/FUE380 wall mounting kit for remote transmitter mounting, including connection plate (DN 50 ... 1200/2" ... 48")</p>	<b>A5E00694509</b>	
<p><b>FUS080 transmitter for FUS880 retrofit systems, USA version,</b></p> <p>incl. wall-mounting kit, 4 transducers and 4 pcs. 60 ft (20 m) of cables:</p> <p>Label, 0: Siemens FUS080 transmitter; Diameter, 0A: None; Wall Thickness, A: None; Pipe Material, 0: No Pipe; Track configuration, 3: 2-Track (X-Configuration); Region version, 2: USA: AcFt, CFS; Transmitter, D: FUS080, IP67, Battery, Remote, unit label; Template, A: None; Transducer coax cable, 4: 20 m with gland</p>	<b>7ME3440-0AA03-2DA4</b>		<p>SITRANS FUS/FUE380 terminal box for compact transmitter mounting, including connection plate, (bronze sensors only, DN 50 ... 80/2" ... 3")</p>	<b>A5E01208138</b>	
			<p>SITRANS FUS/FUE380 terminal box for compact transmitter mounting, including connection plate, (steel sensors only, DN 100 ... 1200/4" ... 48")</p>	<b>A5E00694660</b>	
			<p>FUS080 display and keypad with Siemens logo</p>	<b>A5E00873496</b>	
			<p>FUS080 display and keypad neutral (without logo)</p>	<b>A5E33147123</b>	

<sup>1)</sup> Lithium batteries are subject to special transportation regulations according to United Nations "Regulation of Dangerous Goods, UN 3090 and UN 3091". Special transport documentation is required to observe these regulations. This may influence both transport time and costs.


#### Selection and ordering data (continued)

Downloads for DEVICE description FUE380  
<http://support.automation.siemens.com/WW/view/en/17320235>


#### Sensor cables for FUS380/FUE380 flowmeters

Description	Article No.	
<b>DN 50 ... DN 80 flowmeters</b>		
Coaxial cable for FUS080; with 0.3 m brown PTFE high temp. transducer part, max. 200 °C (392 °F) and black PVC for remaining transmitter part, max. 70 °C (158 °F); impedance 75 Ω		
5 m (16.4 ft) cable set (4 pcs.) for DN 50 ... DN 80 (2" ... 3") remote mounting	<b>A5E01208092</b>	
10 m (32.8 ft) cable set (4 pcs.) for DN 50 ... DN 80 (2" ... 3") remote mounting	<b>A5E01208114</b>	
20 m (65.6 ft) cable set (4 pcs.) for DN 50 ... DN 80 (2" ... 3") remote mounting	<b>A5E01208117</b>	
30 m (98.4 ft) cable set (4 pcs.) for DN 50 ... DN 80 (2" ... 3") remote mounting	<b>A5E01208121</b>	
0.5 m (1.64 ft) cable set (4 pcs.) for DN 50 ... DN 80 (2" ... 3") for compact version of FUS380/FUE380	<b>A5E01208126</b>	
<b>DN 100 ... DN 1200 flowmeters</b>		
Coaxial cable for FUS080; with 0.3 m brown PTFE high temp. transducer part, max. 200 °C (392 °F) and black PVC for remaining transmitter part, max. 70 °C (158 °F); impedance 75 Ω		
5 m (16.4 ft) cable set (4 pcs.) for DN 100 ... DN 1200 (4" ... 48") remote mounting	<b>A5E00695476</b>	
10 m (32.8 ft) cable set (4 pcs.) for DN 100 ... DN 1200 (4" ... 48") remote mounting	<b>A5E00695479</b>	
20 m (65.6 ft) cable set (4 pcs.) for DN 100 ... DN 1200 (4" ... 48") remote mounting	<b>A5E00695480</b>	
30 m (98.4 ft) cable set (4 pcs.) for DN 100 ... DN 1200 (4" ... 48") remote mounting	<b>A5E00695483</b>	
1 m (3.28 ft) cable set (4 pcs.) for DN 100 ... DN 1200 (4" ... 48") for compact version of FUS380/FUE380	<b>A5E00695486</b>	

#### Sensor cables for SONOKIT flowmeter with FUS080

Description	Article No.	
15 m (49.2 ft) cable set (2 pcs.) remote mounting with SONOKIT flowmeters	<b>A5E02478541</b>	
30 m (98.4 ft) cable set (2 pcs.) remote mounting with SONOKIT flowmeters	<b>A5E02478551</b>	

#### Sensor cables for FUS880 retrofitting system (7ME3440)

Description	Article No.	
<b>Coaxial cable with transducer connection</b>		
for use in FUS880 and SONO 3300 sensors; with 0.3 m brown PTFE high temperature transducer part, max. 200 °C (392 °F) and black PVC for the remaining transmitter part, max. 70 °C (158 °F); cable impedance 75 W.W.		
• 1 × 10 m (32.8 ft)	<b>FDK:085L2400</b>	
• 1 × 20 m (65.6 ft)	<b>FDK:085L2401</b>	
• 1 × 30 m (98.4 ft)	<b>FDK:085L2402</b>	
<b>Transducer spare part set of two transducers with gaskets for STRANS FUS880 retrofitting systems</b>	<b>FDK:087H3007</b>	

## Flow Measurement

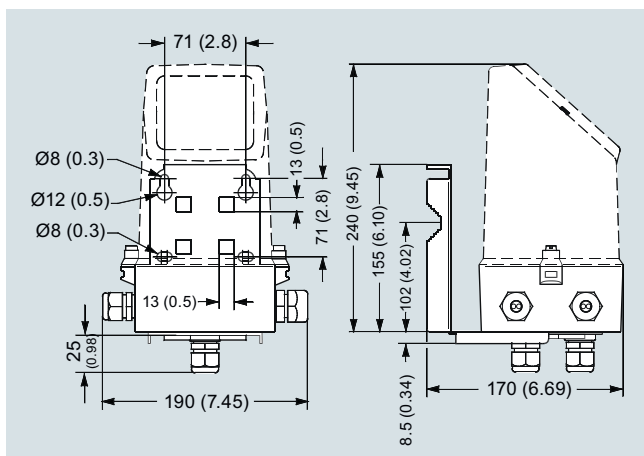
SITRANS FS (ultrasonic)

Inline ultrasonic flowmeters

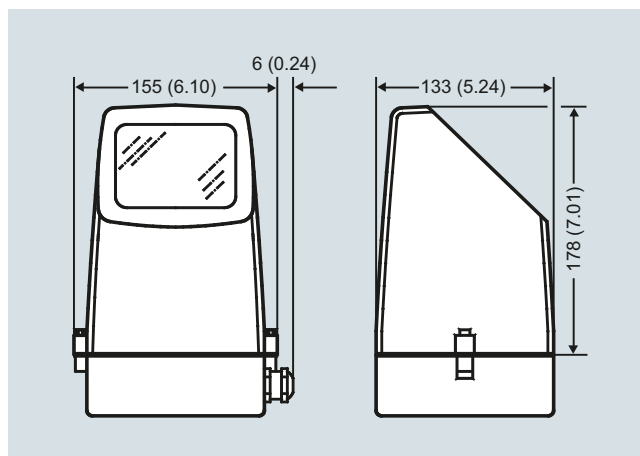
### SITRANS FUS080/FUE080 transmitter

#### Dimensional drawings

#### *FUS080 transmitter IP67/NEMA 4X/6, wall mounting and compact mounting*



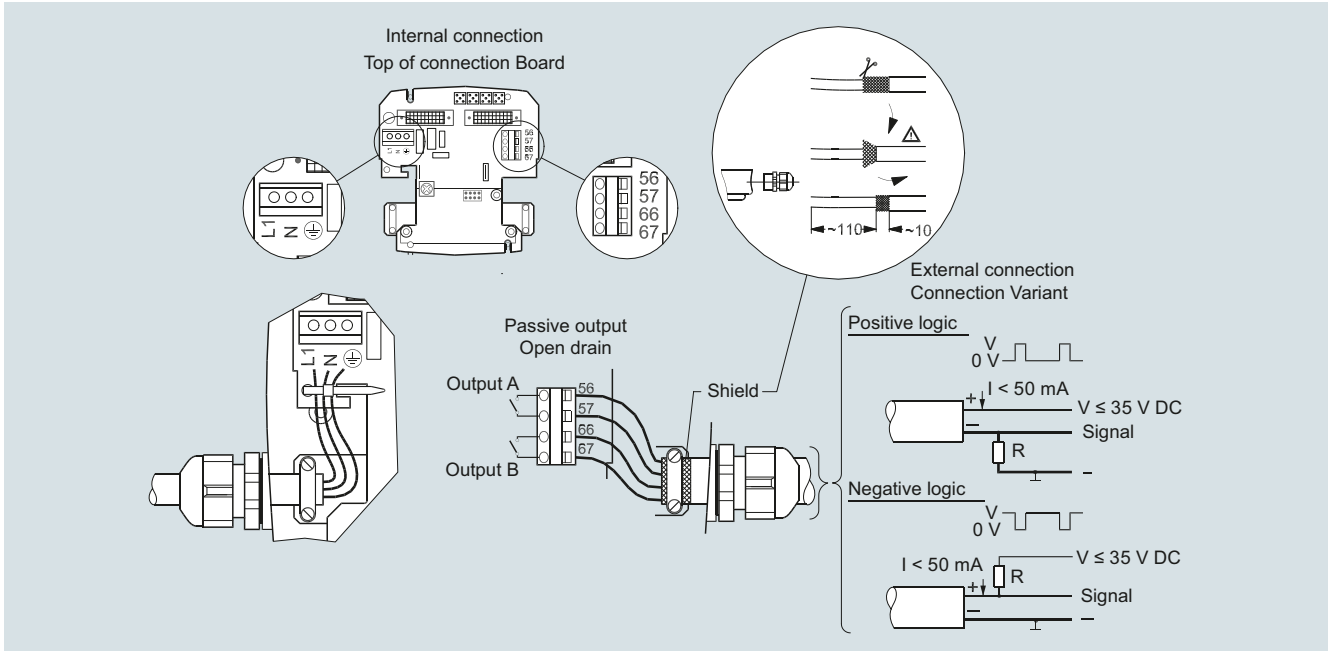
Transmitter wall mounted, dimensions in mm (inch)



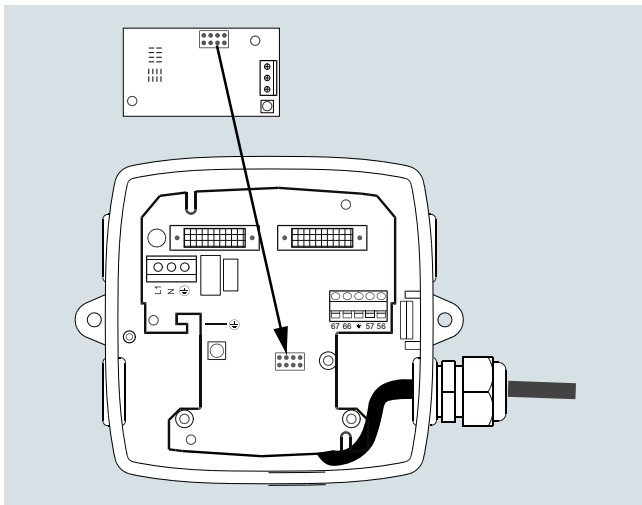
Transmitter compact mounted, dimensions in mm (inch)



**Circuit diagrams**



Electrical connection of SITRANS FUS080



Analog module SITRANS FUS380