



Compact wheelchair platform scale with two integrated access ramps for easy access

**Features**

- Especially suitable for weighing patients in wheelchairs because of the low-profile platform which can be approached from either side
- **1** The large steel weighing plate also makes it ideal for weighing obese patients
- Ideal also for rapid weighing of, e.g. laundry carts, container trolleys, roller containers, etc.
- Secure and non-slip positioning with height-adjustable rubber feet
- **2** Level indicator to level the balance precisely
- Hold function:  
When patients do not stand or sit completely still, a stable weight is calculated using an average weight and this is then "frozen". This means that you have sufficient time to attend to the patient first and then take the weight reading in peace
- BMI function to determine underweight/normal weight/surplus weight
- **3** The scale can be easily transported using the two handles and two rollers and does not require much storage space
- Wall mount for the display device
- Protective working cover included with delivery

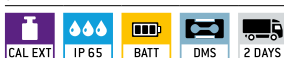
**Technical data**

- Large backlit LCD display, digit height 25 mm
- Dimensions of display device W×D×H 200×130×60 mm
- Overall dimensions, W×D×H 1050×1050×100 mm
- Batteries included, 6×1,5 V AA, operating time up to 40 h
- Cable length of display device approx. 300 cm
- Net weight approx. 55 kg

**Accessories**















- Protective working cover over the display device, scope of delivery: 5 items, KERN MBC-A06S05
- Cleaning cloths, alcohol-free cleaning cloths for wipe disinfection. Fulfill the legal requirements for occupational safety in accordance with TRGS 525/540. Packaging contents 80 pcs., size 20×22 cm per cloth, KERN MYC-01
- For more details see the internet

STANDARD



Model	Weighing range	Readability	Weighing surface	
	[Max] kg	[d] kg	mm	
<b>KERN</b> <b>MWB 300K-1</b>	300	0,1	800×800	

## Pictograms

	<b>Adjusting program CAL:</b> For quick setting up of the balance's accuracy. External adjusting weight required		<b>Hold function:</b> When the weighing conditions are unstable, a stable weight is calculated as an average value		<b>Binocular Microscope:</b> For the inspection with both eyes
	<b>Memory:</b> Balance memory capacity, e.g. for article data, weighing data, tare weights, PLU, etc.		<b>ZERO:</b> Resets the display to "0"		<b>Trinocular Microscope:</b> For the inspection with both eyes and the additional option for the connection of a camera
	<b>Data interface RS-232:</b> To connect the balance to a printer, PC or network		<b>Protection against dust and water splashes IPxx:</b> The type of protection is shown in the pictogram		<b>Abbe Condenser:</b> With high numerical aperture for the concentration and the focusing of light
	<b>Control outputs (optocoupler, digital I/O):</b> To connect relays, signal lamps, valves, etc.		<b>Suspended weighing:</b> Load support with hook on the underside of the balance		<b>Halogen illumination:</b> For pictures bright and rich in contrast
	<b>Statistics:</b> using the saved values, the device calculates statistical data, such as average value, standard deviation etc.		<b>Battery operation:</b> Ready for battery operation. The battery type is specified for each device		<b>LED illumination:</b> Cold, energy-saving and especially long-life illumination
	<b>PC Software:</b> to transfer the measurements from the device to a PC		<b>Rechargeable battery pack:</b> Rechargeable set		<b>Fluorescence illumination for compound microscopes:</b> With 100W mercury lamp and filter
	<b>GLP/ISO-Protokoll:</b> With date and time. Only with KERN printers		<b>Universal mains adapter:</b> with universal input and optional input socket adapters for A) EU, CH; B) EU, CH, GB, USA		<b>Fluorescence illumination for compound microscopes:</b> With 3W LED illumination and filter
	<b>KERN Communication Protocol (KCP):</b> It is a standardized interface command set for KERN balances and other instruments, which allows retrieving and controlling all relevant parameters and functions of the device. KERN devices featuring KCP are thus easily integrated with computers, industrial controllers and other digital systems		<b>Mains adapter:</b> 230V/50Hz in standard version for EU. On request GB, AUS or USA version available		<b>Phase contrast unit:</b> For a higher contrast
	<b>Piece counting:</b> Reference quantities selectable. Display can be switched from piece to weight		<b>Power supply:</b> Integrated in balance. 230V/50Hz standard EU. More standards e.g. GB, AUS or USA on request		<b>Darkfield condenser/unit:</b> For a higher contrast due to indirect illumination
	<b>Totalising level A:</b> The weights of similar items can be added together and the total can be printed out		<b>Weighing principle: Strain gauges</b> Electrical resistor on an elastic deforming body		<b>Polarising unit:</b> To polarise the light
	<b>Weighing units:</b> Can be switched to e.g. nonmetric units at the touch of a key. Please refer to website for more details		<b>Peak hold function:</b> capturing a peak value within a measuring process		<b>Infinity system:</b> Infinity corrected optical system
	<b>Weighing with tolerance range:</b> (Check weighing) Upper and lower limiting can be programmed individually, e.g. for sorting and dosing. The process is supported by an audible or visual signal, see the relevant model		<b>Push and Pull:</b> the measuring device can capture tension and compression forces		<b>Automatic temperature compensation:</b> For measurements between 10 °C and 30 °C
	<b>Hold function:</b> When patients do not stand, sit or lie completely still, a stable weight is calculated using an average weight		<b>Integrated scale:</b> In the eyepiece		<b>Verification possible:</b> The time required for verification is specified in the pictogram
	<b>Monocular Microscope:</b> For the inspection with one eye		<b>360° rotatable microscope head</b>		<b>Package shipment:</b> The time required for internal shipping preparations is shown in days in the pictogram
					<b>Pallet shipment:</b> The time required for internal shipping preparations is shown in days in the pictogram

## Your KERN specialist dealer