







This short manual provides an overview of important functions of the product. Please be sure to read the instruction manual before using the product!

Button functions

Button	Functions
	Function button (3x): The function depends on the button assignment at the time
	Change display of the 1st reading line In configuration mode: Increase value (press and hold to increase rapidly), select option
	Change display of the 2nd reading line In configuration mode: Decrease value (press and hold to decrease rapidly), select option
	Print data 735-1 only: If the Cyclical Printing function is activated, the programmed measuring program is started.
	Switch instrument on, switch display light on/off; switch instrument off (press and hold)

Function buttons (Function dependant on profile and setting)

Button	Functions
	Open (main) menu
OK	Enter confirmation
ESC	Cancel
Hold / ACT	Hold value/display current measurement value
Reset	Reset max./min. values to current measurement value
Mean	Open menu item "Multi-point mean calculation"
Measp	Open menu item "Measuring program" (735-2 only)
Start	Start test series (735-2 only)
End	End test series (735-2 only), End Cyclical Print (735-1 only)
Save	Save values (735-2 only)
Radio	Open menu item "RadioC"
MEM	Open menu item "Location"

Menu overview testo 735-1




Profile	menu items	Function
Standard	Delta	De/activate differential temperature
	cyc. Print	De/activate cycle printing
	Alarm	Set alarm thresholds
RadioC	Delta	De/activate differential temperature
	cyc. Print	De/activate cycle printing
	Alarm	Set alarm thresholds

Menu overview 735-2

Profile	menu items	Function
Standard	Memory	Activate/set measurement locality, print report, delete store
	Meas Prog.	Set/ de/activate measurement program
	Mean	Time/point mean calculation
	Delta	De/activate differential temperature
	Alarm	Set alarm thresholds
Route	Memory	Activate/set measurement locality, print report, delete store
	Meas Prog.	Set/ de/activate measurement program
	Mean	Time/point mean calculation
	Delta	De/activate differential temperature
	Alarm	Set alarm thresholds
Longterm	Memory	Activate/set measurement locality, print report, delete store
	Mean	Time/point mean calculation
	Delta	De/activate differential temperature
	Alarm	Set alarm thresholds

>

Important displays

Display	Meaning
	Battery capacity (only for operation by battery/rechargeable battery): <ul style="list-style-type: none">· 4 segments in the battery symbol are lit: Instrument battery is fully charged· No segments in the battery symbol are lit: Instrument battery is almost spent
 (flashing)	Print function: Data are sent to the printer
	Measurement channel no.: Channel 1, channel 2. If a measurement channel is a radio channel, the radio symbol lights up as well as the measurement channel no.