

- Dry ceramic sensor
- Ranges from 100 mbar to 20 bar
- Accuracy  $\leq 0,3\%$
- High overload capability
- Analog output: 0...20 mA, 4...20 mA, 0...10 V, 3-wire



## Differential pressure transmitter IPD 81

### Technical data:

$\Delta p$ - ranges:	0...100 mbar to 0...20 bar
Output signal:	0...20 mA, 4...20 mA, 0...10 V, 3-wire
Accuracy:	$\leq \pm 0,3\%$ FS @ 25°C
Response time:	200 ms (other available on request)
Supply voltage:	19...30V DC
Ambient temperature:	0...70 °C
Process temperature:	-25...100 °C
Temperature coeff.:	$\leq \pm 0,015\%$ FS/K (zero) $\leq \pm 0,01\%$ FS/K (span)
Long term stability:	$\leq \pm 0,2\%$ FS p. a.
Process connection:	stainless steel 1.4404
Housing:	stainless steel 1.4301
Sensor:	ceramic AL <sub>2</sub> O <sub>3</sub>
Electrical connection:	Connector EN 175301-803A, IP65 cable 2m/5m, IP 67

## Δp - Ranges

## Ordering code

Δp - range	sensor range = max. static pressure <sup>1</sup>	code	overload <sup>1</sup> (bar)
100 mbar	100 mbar	0000	- 0,3 / 4
100 mbar	160 mbar	0001	- 1 / 5
100 mbar	200 mbar	00B1	- 1 / 5
100 mbar	250 mbar	0002	- 1 / 5
100 mbar	400 mbar*	0003	- 1 / 6
160 mbar	160 mbar	0101	- 1 / 5
160 mbar	200 mbar	01B1	- 1 / 5
160 mbar	250 mbar	0102	- 1 / 5
160 mbar	400 mbar	0103	- 1 / 6
160 mbar	600 mbar*	0104	- 1 / 10
200 mbar	200 mbar	B1B1	- 1 / 5
200 mbar	250 mbar	B102	- 1 / 5
200 mbar	400 mbar	B103	- 1 / 6
200 mbar	600 mbar	B104	- 1 / 10
250 mbar	250 mbar	0202	- 1 / 5
250 mbar	400 mbar	0203	- 1 / 6
250 mbar	600 mbar	0204	- 1 / 10
250 mbar	1 bar*	0205	- 1 / 10
0,4 bar	0,4 bar	0303	- 1 / 6
0,4 bar	0,6 bar	0304	- 1 / 10
0,4 bar	1 bar	0305	- 1 / 10
0,4 bar	1,6 bar*	0306	- 1 / 15
0,6 bar	0,6 bar	0404	- 1 / 10
0,6 bar	1 bar	0405	- 1 / 10
0,6 bar	1,6 bar	0406	- 1 / 15
0,6 bar	2 bar	04B3	- 1 / 15
0,6 bar	2,5 bar*	0407	- 1 / 15
1 bar	1 bar	0505	- 1 / 10
1 bar	1,6 bar	0506	- 1 / 15
1 bar	2 bar	05B3	- 1 / 15
1 bar	2,5 bar	0507	- 1 / 15
1 bar	4 bar*	0508	- 1 / 25
1,6 bar	1,6 bar	0606	- 1 / 15
1,6 bar	2 bar	06B3	- 1 / 15
1,6 bar	2,5 bar	0607	- 1 / 15
1,6 bar	4 bar	0608	- 1 / 25
1,6 bar	6 bar*	0609	- 1 / 40
2 bar	2 bar	B3B3	- 1 / 15
2 bar	2,5 bar	B307	- 1 / 15
2 bar	4 bar	B308	- 1 / 25
2 bar	6 bar	B309	- 1 / 40
2,5 bar	2,5 bar	0707	- 1 / 15
2,5 bar	4 bar	0708	- 1 / 25
2,5 bar	6 bar	0709	- 1 / 40
2,5 bar	10 bar*	0710	- 1 / 40
4 bar	4 bar	0808	- 1 / 25
4 bar	6 bar	0809	- 1 / 40
4 bar	10 bar	0810	- 1 / 40
4 bar	16 bar*	0811	- 1 / 40
6 bar	6 bar	0909	- 1 / 40
6 bar	10 bar	0910	- 1 / 40
6 bar	16 bar	0911	- 1 / 40
6 bar	20 bar	09B5	- 1 / 40
10 bar	10 bar	1010	- 1 / 40
10 bar	16 bar	1011	- 1 / 40
10 bar	20 bar	10B5	- 1 / 40
16 bar	16 bar	1111	- 1 / 40
16 bar	20 bar	11B5	- 1 / 40
20 bar	20 bar	B5B5	- 1 / 40

\* Accuracy 0,5% F.S. <sup>1</sup> either side

### Output signal

- 1 0...10 V 3-wire
- 2 0...20 mA 3-wire
- 3 4...20 mA 3-wire

### Δp - range

See table on the left  
99 Special range

### Process connection and material


0 G 1/4 female, 1.4404

### Sensor seal

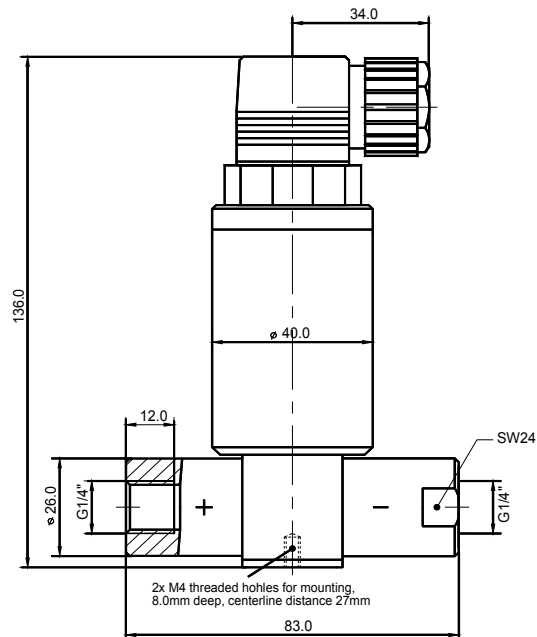
- 1 FPM (Viton) Standard
- 2 NBR (Nitril)
- 3 EPDM
- 4 Fluor-Silicon
- 9 Special version

### Electrical connection

- 0 5m cable, IP 67
- 1 Connector EN 175301-803A
- 4 Connector EN 175301-803A, potted electronic
- 5 5m cable, IP 67, potted electronic
- 6 2m cable, IP 67
- 7 2m cable, IP 67, potted electronic
- 9 Special version

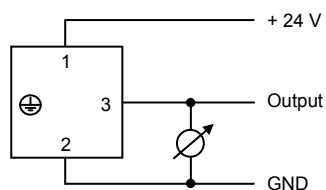
IPD 81 - 

## Dimensions



## Electrical connections

### Connector EN 175301-803A



### Cable connection IP 68

