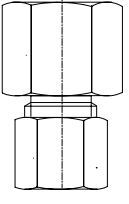
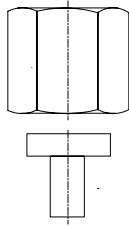
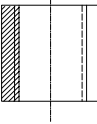
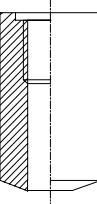


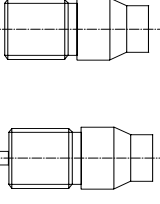
Accessories

	Coupling for tube connection				
	Connection	PN in bar	Material		Article no.
	G 1/4 x 6 mm	100	Steel		ZA 106
	G 1/2 x 6 mm	400			ZA 107
	G 1/2 x 8 mm				ZA 108
	G 1/2 x 10 mm				ZA 109
	G 1/2 x 12 mm				ZA 110

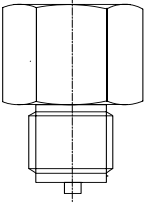
	Clamping nut with nipple to DIN 16284				
	Connection	PN in bar	Material		Article no.
	G 1/4	250	Brass		ZÜ 061
	G 1/2	250	Brass		ZÜ 151
		600	Steel		ZÜ 152
		1.000	CrNi steel		ZÜ 153
	M 20 x 1,5	250	Brass		ZÜ 171
		600	Steel		ZÜ 172
		1.000	CrNi steel		ZÜ 173

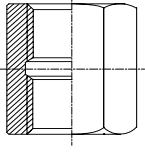
	Welding sleeve standard				
	Connection	PN in bar	Material		Articel no.
	G 3/8		Steel		ZM 1112
	G 1/4		Steel		ZM 1102
	G 1/2		Steel		ZM 1152
			CrNi steel		ZM 1153
	G 3/4		Steel		ZM 1122
G 1	Steel			ZM 1402	

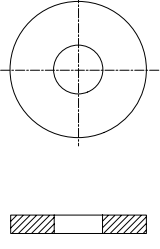
	Welding sleeve with flat				
	Connection	PN in bar	Material		Article no.
	G 1/2 x 30 mm		Steel		ZM 2153
	G 1/2 x 50 mm				ZM 2155
	G 1/2 x 80 mm				ZM 2158
G 1/2 x 100 mm				ZM 2150	

	Welding male to DIN 16282				
	Connection	PN in bar	Material		Article no.
	G 1/4 left	400	Steel		ZSS 072
	G 1/4 right	400	Steel		ZSS 062
	G 1/2 left	600	Steel		ZSS 192
		1.000	CrNi steel		ZSS 193
	G 1/2 right	600	Steel		ZSS 152
		1.000	CrNi steel		ZSS 153

Accessories

	Adapters					Article no.
	female	male	PN in bar	Material		
	G 1/8	G 1/4	250	Brass		ZA 011
	G 1/4	G 1/8	250	Brass		ZA 021
	G 1/4	M 12 x 1,5	250	Brass		ZA 031
			1.000	CrNi steel		ZA 033
	G 1/4	G 3/8	250	Brass		ZA 041
	G 1/4	G 1/2	250			ZA 051
	G 3/8	G 1/4	250			ZA 061
	G 3/8	G 1/2	250			ZA 071
	G 1/2	G 1/4	250			ZA 081
	G 1/2	G 3/8	250			ZA 091
	G 1/2	G 3/4	250			ZA 101
	G 1/2	M 20 x 1,5	250	Brass		ZA 111
			1.000	CrNi steel		ZA 113
	M 20 x 1,5	G 1/2	250	Brass		ZA 121
			1.000	CrNi steel		ZA 123

	Sleeve to DIN 16283					Article no.
	Connection		PN in bar	Material		
	right	left				
	G 1/4	G 1/4	250	Brass		ZS 061
	G 1/2	G 1/2	250	Brass		ZS 151
			600	Steel		ZS 152
			1.000	CrNi steel		ZS 153
	G 1/2	M 20 x 1,5	250	Brass		ZS 181
			600	Steel		ZS 182
			1.000	CrNi steel		ZS 183
	M 20 x 1,5	G 1/2	250	Brass		ZS 191
			600	Steel		ZS 192
			1.000	CrNi steel		ZS 193
	M 20 x 1,5	M 20 x 1,5	250	Brass		ZS 171
			600	Steel		ZS 172
			1.000	CrNi steel		ZS 173

	Flachdichtungen DIN 16 25		Flat to DIN 16258		Article no.
	for thread		PN in bar	Material	
	G 1/4 and M 12 x 1,5	1.600	Copper		ZD 064
		400	NP 300		ZD 068
		1.600	CrNi Steel		ZD 063
		400	PTFE		ZD 069
	G 1/2 and M 20 x 1,5	1.600	Copper		ZD 154
		400	NP 300		ZD 158
		1.600	CrNi steel		ZD 153
		400	PTFE		ZD 159