



1380 Indicator Series



Features

- 350 Ohm strain gage input
- Push-button programming and calibration
- DynaLink software configurable
- Scalable, voltage or current models
- Dual alarm beacons
- Peak and valley detection
- Convenient 1/8 DIN size

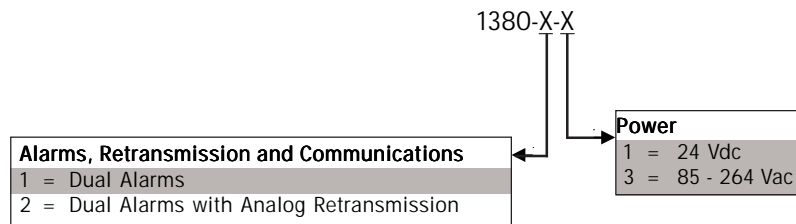
Benefits

- Direct pressure readings
- Easy to use
- Store and download saved configurations
- Analog retransmission
- Monitor process conditions visually
- Recall extremes of the process
- Save panel space

Description

Dynisco's 1380 strain gage indicator offers a field selectable display and dual configurable alarms to meet your changing pressure indication requirements. The available mA or Vdc linear retransmission is designed to send process information to a DCS or PLC. A simple front panel instrument calibration and compact profile make the 1380 the ideal indicator for your process. The indicator comes equipped with beacons which display the alarms and the desired pressure unit. It also has a cable hook up that allows use of DynaLink, the 1380 indicator configuration software.

Ordering Guide





Specifications

PERFORMANCE CHARACTERISTICS

Instrument type: Microprocessor based panel meter

Display: 4 LED digits 0.5" (13.2 mm) high;

2 red LEDs for alarm indication

Termination: Screw terminals on rear with safety covers

Dimensions: 1/8 DIN, 1.89" H x 3.78" W x 4.13" D
(48 mm H x 96 mm W x 105 mm D)

Front Panel: IP65/NEMA4 rated with gasket

Accuracy: +/-0.1% of full scale with shunt cal

Normal Mode Rejection Ratio: 60 dB at 50/60 Hz

Sampling Time: 100 mS

Operating Temperatures: 32°F to 130°F (0°C to 55°C)

ELECTRICAL CHARACTERISTICS

Input: One 350 Ohm strain gage bridge sensor

Bridge Excitation: 10 Vdc +/- 7%

Sensitivity: 1.4 to 4 mV/V, automatically sensed

Input Power: 85 - 264 Vac (24 Vdc available)

Calibration: With shunt resistor or applied pressure

Shunt Calibration Range: From 40% to 100%

Display: Keyboard configurable from 10 to 9,990

Resolution: 1 digit with range to 2,010; 10 digit with range to 9,990

Zero Balance: +/-25% full scale

Open Input Protection: Displays OPEn if any of the four or six sensor wires are open

ALARMS

Alarm Type: High/low setpoints; Direct/reverse acting; Automatic or manual reset; Masking available

Alarm Output: Two SPST, NO or NC

Contact Rating: 0.6A @ 110 Vdc, 0.5A @ 220 Vdc, 0.3A @ 110 Vdc

ANALOG RETRANSMISSION OUTPUTS

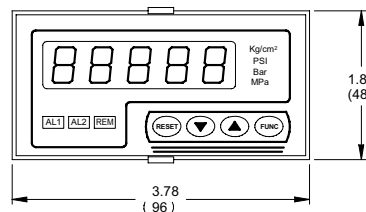
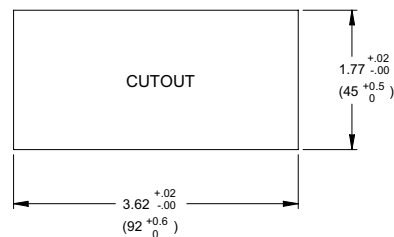
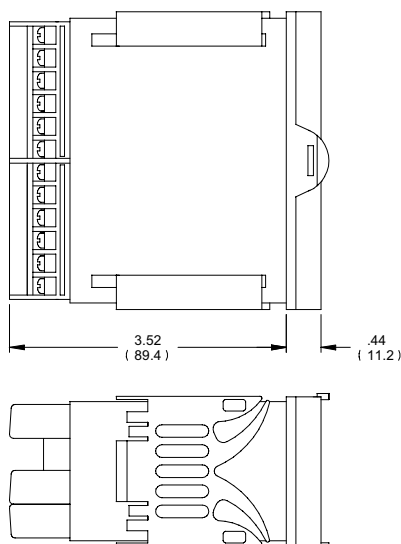
Output: 0 - 20 mA, 4 - 20 mA - max 500 ohms

0 - 5 Vdc, 0 - 10 Vdc - min 5000 ohms

Scaling: Output is scalable from 0 - 99,900

Output Resolution: +/-0.05% of output span maximum

Accuracy: +/-0.2% of span



All dimensions are in inches (millimeters).