

Capsule pressure gauge, copper alloy Plastic case, NS 50 and 63 Model 611.13

WIKA data sheet PM 06.12



for further approvals
see page 3

swikap
by WIKAI

Applications

- Medical, vacuum, environmental, laboratory technology, for contents measurement and filter monitoring
- For gaseous, dry and non-aggressive media

Special features

- Compact design and ingress protection IP53
- Case from plastic
- Special connection location on request
- Low scale ranges from 0 ... 60 mbar
- Maximum scale range 0 ... 1,000 mbar



Capsule pressure gauge, model 611.13

Description

The model 611.13 capsule pressure gauges are based upon a modular capsule measuring system. One half of the capsule element forms the plastic case and the other half is made of copper beryllium.

The capsule measuring principle is particularly suitable for low pressures. On pressurisation, the expansion of the capsule element, proportional to the incident pressure, is transmitted to the movement and indicated.

The modular design enables a multitude of customer-specific applications. The model 611.13 capsule pressure gauge is used with great success, particularly in medical applications.

Standard version

Design

EN 837-3

Nominal size in mm

50, 63

Accuracy class

2.5

Scale ranges

0 ... 60 mbar to 0 ... 1,000 mbar

or all other equivalent vacuum or combined pressure and vacuum ranges

Pressure limitation

Steady: Full scale value

Fluctuating: 0.9 x full scale value

Permissible temperature

Ambient: -20 ... +60 °C

Medium: ≤ 60 °C

Temperature effect

When the temperature of the measuring system deviates from the reference temperature (+20 °C): max. ±0.6 %/10 K of full scale value

Ingress protection per IEC/EN 60529

IP53

Process connection

Copper alloy

Lower mount (radial) or centre back mount

G ¼ B (male), SW 14

Pressure element

Copper beryllium alloy (CuBe)

Sealing

NBR

Movement

Copper alloy

Dial

Aluminium, white, black lettering

Pointer

Aluminium, black

Case

Plastic, black






Window

Plastic, crystal-clear, snap-fitted in case

Options

- Other process connection
- Sealings (model 910.17, see data sheet AC 09.08)
- Overload safety or vacuum safety (on request)
- Accuracy class 1.6
- Zero point setting, in front
- Restrictor

Approvals

Logo	Description	Country
	GOST (option) Metrology, measurement technology	Russia
	KazInMetr (option) Metrology, measurement technology	Kazakhstan
-	MTSCHS (option) Permission for commissioning	Kazakhstan
	BelGIM (option) Metrology, measurement technology	Belarus
	UkrSEPRO (option) Metrology, measurement technology	Ukraine
	Uzstandard (option) Metrology, measurement technology	Uzbekistan
-	CPA (option) Metrology, measurement technology	China

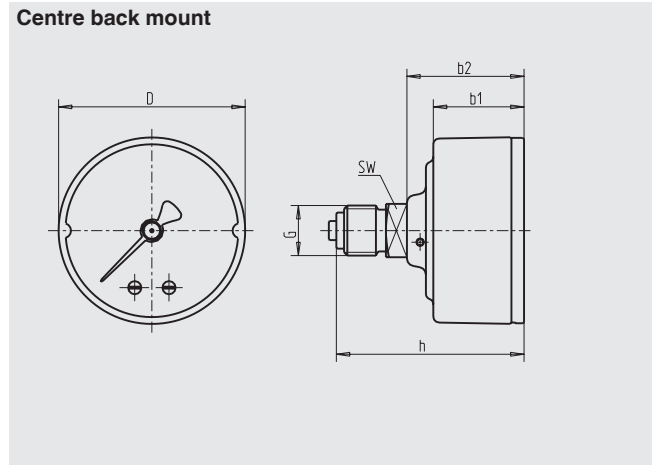
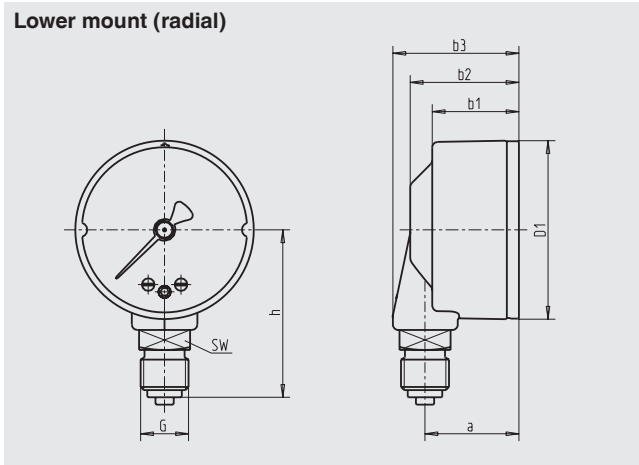
Certificates (option)

- 2.2 test report
- 3.1 inspection certificate

Approvals and certificates, see website

Dimensions in mm

Standard version



NS	Connection location	Dimensions in mm								Weight in kg
		a	b ₁	b ₂	b ₃	D	G	h ±1	SW	
50	Lower mount	26	24	30	35	49	G ¼ B	48	14	0.07
50	Centre back mount	-	24	31	-	49	G ¼ B	51.5	14	0.07
63	Lower mount	25.5	24	29.5	34.5	62	G ¼ B	48	14	0.08
63	Centre back mount	-	24	31	-	62	G ¼ B	51.5	14	0.08

Process connection per EN 837-3 / 7.3

Ordering information

Model / Nominal size / Scale range / Connection size / Connection location / Options

© 10/2003 WIKA Alexander Wiegand SE & Co. KG, all rights reserved.
The specifications given in this document represent the state of engineering at the time of publishing.
We reserve the right to make modifications to the specifications and materials.