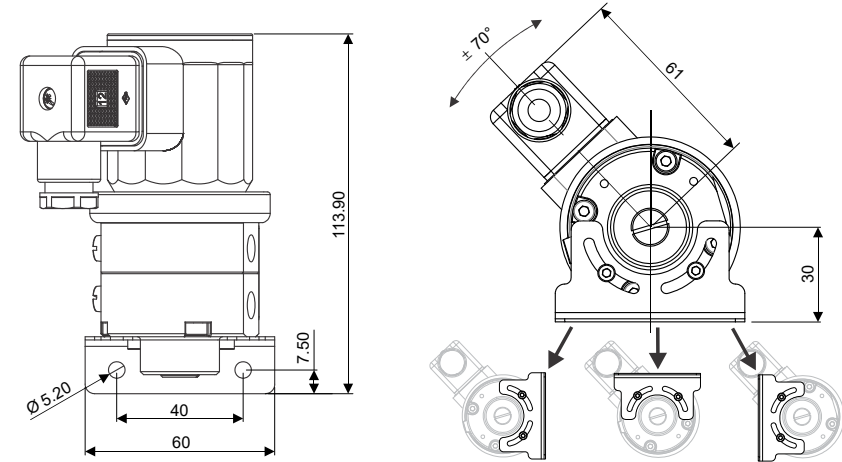
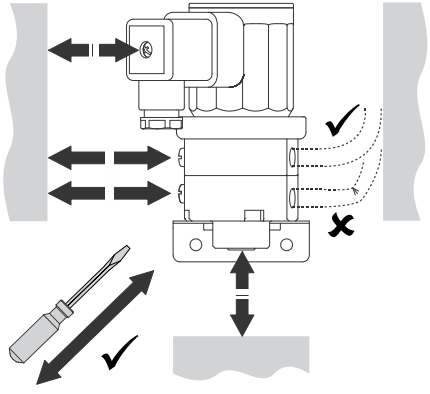
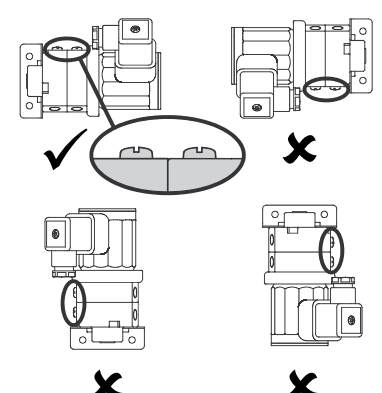
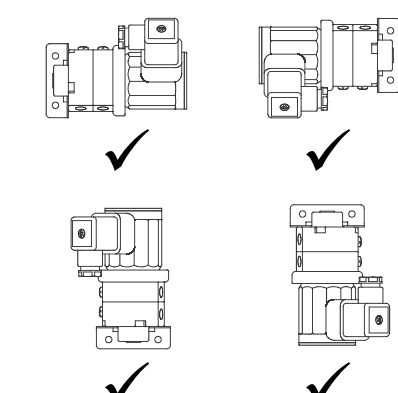


DPSL200, DPSL1000

DIFFERENTIAL PRESSURE SWITCH (LIQUID & GAS)

INSTALLATION INSTRUCTIONS

<p>1</p> <p>Read these instructions before installing and operating this product, and retain for future reference.</p> <p>WARNING! Isolate mains supply before commencing installation or making adjustments.</p> <p>Check that the product is free from damage before installation.</p> <p>For use only with liquids (neutral or slightly aggressive) and non-flammable gases.</p>	<p>This product must be installed in accordance with these instructions and any applicable local or national electrical and safety regulations. Improper installation or application of this device can be dangerous.</p> <p>This product cannot be used for U.S. FDA-controlled application areas.</p> <p>Refer to the DPSL200, DPSL1000 Product Data Sheet (EN0B-0772GE51) for full technical specifications.</p>
<p>2</p> 	<p>3</p> 
<p>4</p> <div style="display: flex; justify-content: space-around;"> <div style="text-align: center;"> <p>Liquid</p>  </div> <div style="text-align: center;"> <p>Gas/Air</p>  </div> </div>	<p>5</p> <p>-10 to 80°C (14 to 176°F)</p> 