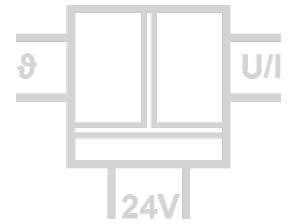


Temperature Transmitter DR 44 / DR 48 / DR 49

Temperature Measuring
 with Pt100/Pt1000-Sensors




The Temperature Transmitters DR 44, DR 48 and DR 49 convert the sensor signal on input to temperature linear standard signal and makes it galvanic isolated available on output.

For applications where one measuring range only is used, the Temperature Transmitters DR 44, DR 48 und DR 49 offers a cost-effective alternative.

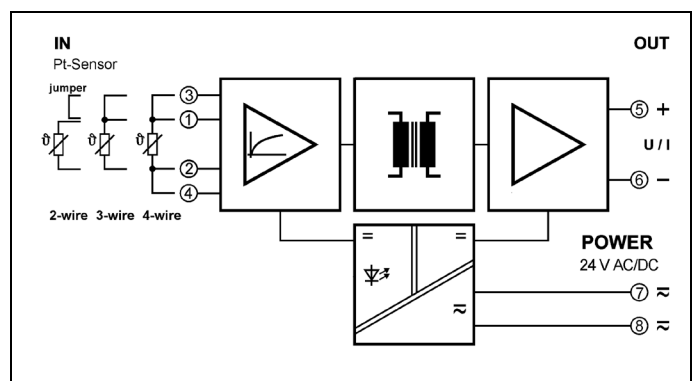
A cross-connector for the auxiliary power supply ensures fast and easy installation. The slim housing with 11.2 mm width saves significant space on the DIN-rail. If required a measuring range compensation can be performed at the Zero/Scan potentiometers behind the front cover.

Analog signal processing guarantees precise measured values with short response times and outstanding signal reproduction at the output.

Protective Separation and the 24 V AC/DC power supply make the Temperature Transmitters DR 44, DR 48 und DR 49 universally applicable for all measurement and industrial applications, as well as for building automation.



- **Cost optimized design**
 Economical temperature measuring for standard applications with 2-wire or 3-wire connection, DR 44 for Pt100 with 4-wire connection
- **Only 60 mm installation depth, 11.2 mm wide**
 Can be installed in economical standard terminal boxes
- **Fixed ranges, easy to use**
 Ready to use without any settings or adjustments
- **Zero/Span compensation on front panel**
 for readjustment of sensor signal or measuring equipment
- **True 3-port separation**
 Protection against erroneous measurements due to parasitic voltages or ground loops
- **Protective Separation acc. to EN 61140**
 Protects service personnel and downstream devices against impermissibly high voltage
- **Unlimited use with 24 V AC/DC power supply**
 Universally applicable for all measurement and industrial applications
- **5 Years Warranty**
 Defects occurring within 5 years from delivery date shall be remedied free of charge at our plant (carriage and insurance paid by sender)





Technical Data

Input					
Sensor		Type	Connection		
	DR 44	Pt100	4-wire		
	DR 48	Pt100	3-wire, 2-wire with bridge terminal 1 to 3		
	DR 49	Pt1000	3-wire, 2-wire with bridge terminal 1 to 3		
Measuring range	Fixed ranges within - 100 to + 450 °C		see order information		
Measuring error	< 0.1 K + 0.05 % of span				
Sensor wire resistance	25 Ω / wire at 4- and 3-wire sensor connection				
Sensor current	1 mA		0.1 mA		
Output					
Output signal	0 to 20 mA		0 to 5 V	0 to 10 V	see order information
	4 to 20 mA		1 to 5 V	2 to 10 V	
Load	Current output		≤ 500 Ω		
	Voltage output		≥ 2 kΩ		
Residual ripple	< 10 mV _{rms}				
General Data					
Transmission error	< 0.1 % full scale				
Temperature coefficient ¹⁾	< 0.025 %/K				
Zero/Span compensation	± 3 %				
Response time T ₉₉	< 2 ms				
Test voltage	3 kV AC, 50 Hz, 1 min.		input against output against power supply		
Working voltage ²⁾ (Basic Insulation)	600 V AC/DC for overvoltage category II and pollution degree 2 acc. to EN 61010-1				
Protection against electrical shock ²⁾	Protective separation according to EN 61140 by reinforced insulation in accordance with EN 61010-1 up to 300 V AC/DC for overvoltage category II and pollution degree 2 between all circuits				
Ambient temperature	Operation		- 20 to + 60 °C (- 4 to + 140 °F)		
	Transport and storage		- 35 to + 85 °C (- 31 to + 185 °F)		
Power supply	24 V AC/DC, ± 15 %		AC: 48 to 62 Hz, approx. 2 VA,		DC: approx. 0.7 W
EMC ³⁾	EN 61326-1				
Construction	11.2 mm (0.44") housing, protection class: IP 20, mounting on 35 mm DIN rail acc. to EN 60715				
Weight	Approx. 50 g				

1) Average TC related to full scale value in specified operating temperature range, reference temperature 23 °C

2) For applications with high working voltages, ensure there is sufficient spacing or isolation from neighboring devices and protection against electric shocks.

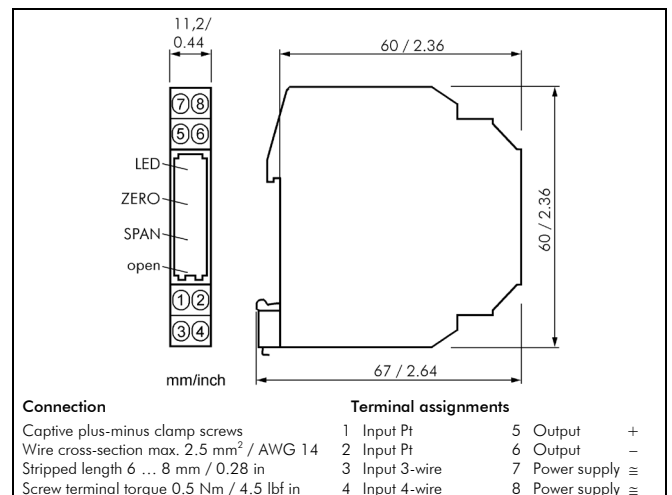
3) Minor deviations possible during interference

Product line

Devices		Order No.	
Temperature-Transmitter	Pt100, 4-wire	DR 44 P - X	X
	Pt100, 2/3-wire	DR 48 P - X	X
	Pt1000, 2/3-wire	DR 49 P - X	X
Input	0 to + 50 °C	0	
	0 to + 100 °C	1	
	0 to + 200 °C	2	
	0 to + 300 °C	3	
	0 to + 400 °C	4	
	- 50 to + 150 °C	5	
	- 50 to + 100 °C	6	
	- 50 to + 50 °C	7	
	Further input ranges see extended measuring range table	?	
Output	0 to 20 mA	2	
	4 to 20 mA	4	
	0 to 5 V	5	
	1 to 5 V	8	
	0 to 10 V	6	
	2 to 10 V	7	
cross-connector (2 pcs.)	for looping through the power supply for up to 10 units, splittable	DZU 0801	

Subject to change!

Dimensions



Extended Measuring Range Table

from	to	-50	0	50	100	150	200	250	300	350	400	450 °C
-100 °C		Q	R	S	T	U	V	W	Y			
-50 °C			8	7	6	5	9	A	B	C		
0 °C				0	1	D	2	E	3	F	4	
+50 °C					G	H	J	K	L	M	N	P